
02-1 WELLENDICHTRINGE

	Seite/n
Beschreibung (Einleitung)	2 - 3
Die wichtigsten Bauformen	2
Zeichenerklärung	3
Vergleichsliste	3
Radial-Wellendichtringe, alle Abmessungen und Bauformen	4 - 32
ab Innendurchmesser 20 mm	9
ab Innendurchmesser 40 mm	18
ab Innendurchmesser 60 mm	25
ab Innendurchmesser 80 mm	28
ab Innendurchmesser 100 mm	30
ab Innendurchmesser 150 mm	31
Rostfreie Federn für Wellendichtringe	32



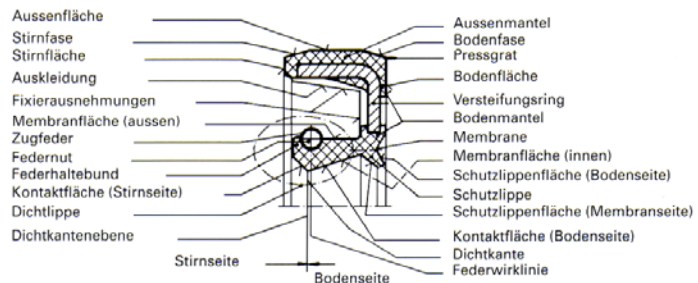
BESCHREIBUNG - EINLEITUNG

Wellendichtringe

Der Wellendichtring verhindert als Radial-Wellendichtung das Austreten von Schmiermitteln und flüssiger Medien und das Eindringen betriebsfremder Stoffe.



Begriffe nach DIN 3761 (Entwurf)



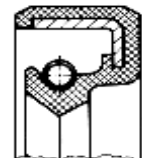
Wellendichtringe sind Dichtelemente der Gruppe der Rotationsdichtungen, bei denen sich die eine abdichtende Fläche gegenüber der anderen dreht. Prinzipiell sind alle Wellendichtringe nur gegen drucklos fliessende Medien einsetzbar, nur in Ausnahmefällen durch den Einbau zusätzlicher Stützringe für Betriebsdruck bis 5 bar geeignet. Der Einbau erfolgt üblicherweise durch Einpressen in eine axial offene Nut.

Die wichtigsten Bauformen

Bauform A

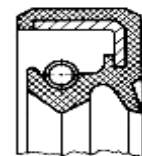
Ausführung gemäss DIN 3760 Form A.

Der Aussenmantel aus einem Elastomerwerkstoff ermöglicht einen festen Sitz in der Aufnahmebohrung und kann wärmeausdehnungen des Gehäuses besser kompensieren. Durch den elastischen Aussenmantel werden Verletzungen der Gehäusebohrung während der Montage eher vermieden. Diese Form ist in nahezu allen üblichen Abmessungen in NBR-(Nitril) und FPM-(Viton) Elastomeren lieferbar.



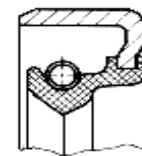
Bauform BASL

Ausführung und Einsatz im Prinzip wie Bauform A, jedoch zusätzlich mit einer Staubschutzlippe ausgerüstet. Diese Bauform empfiehlt sich überall dort, wo der Dichtring mit Sand, Staub, Schmutz usw. in Berührung kommt.



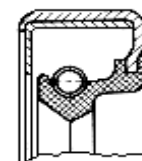
Bauform B1

Diese Bauform hat einen metallischen Aussenmantel, auf welchem die Dichtlippe direkt aufvulkanisiert ist. Die Abdichtung ist bei hoher Wärmedehnung des Gehäuses schwieriger als bei den vorgängig beschriebenen Typen.



Bauform B2

Radial-Wellendichtring mit geschlossenem Metall-Aussenmantel. Die zusätzliche Kappe dient als Versteifung, weshalb diese Bauform bei grösseren Abmessungen bevorzugt eingesetzt wird.



Weitere Bauformen:

* Doppel-Wellendichtringe sind nur noch in ganz seltenen Fällen lieferbar.



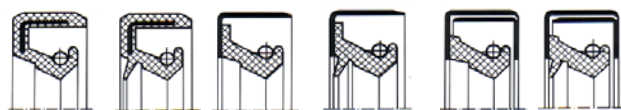
Zeichenerklärung / Eigenschaften			^
Bauformen		Druck / Bar	
B1	Metallgehäuse und federbelastete Dichtlippe (Elastomer-Dichtlippe an Metall vulkanisiert)		0.5
B2	Metallgehäuse mit federbelasteter Dichtlippe und zusätzlicher Versteifungskappe		0.5
B1SL	Wie B1, aber mit zusätzlicher Staublippe		0.2
B2SL	Wie B2, aber mit zusätzlicher Staublippe		0.2
B BA	Gummi Aussenmantel mit federbelasteter Dichtlippe	0.5	0.5
BASL SL	Gummi Aussenmantel, mit federbelasteter Dichtlippe und zusätzliche Staublippe		0.2
BASL-P BABSL	Wie BASL, aber höhere Druckbelastung		10.0
G SA	Schmale Dichtringe mit Gummi-Aussenmantel, ohne Feder		-
DH GR	Schmale Gummidichtringe mit Metall-Gehäuse, ohne Feder		-
SD	Zweilippige Kunststoffdichtung, Träger aus Polyamid PA, schwarz. Dichtlippe aus Polyurethan PU, grün. (Fabren können auch anders sein z.B. grau/schwarz)		-
OF	Ohne Feder (kann bei allen Qual. vorkommt)	Umfangsgeschwindigkeit	Temperaturbereich °C
Materialien			
*NBR/Nitril	Gummi-Qualität Nitril ca. 70±5°Sh.A	10 m/s	-30 bis +100
FKM/Viton	Gummi-Qualität Viton ca. 75±5°Sh.A	37 m/s	-30 bis +200
PA/PU	Qualität Polymid und Polyurethan	14 m/s	-40 bis +100

* NBR ist die Standard-Qualität. Wenn keine Materialhinweise vorhanden sind, und die Dichtung bzw. Dichtlippe schwarz oder blau ist, kann man davon ausgehen, dass es sich um Nitril (NBR) handelt.

Alle Angabe sind allgemeine Richtwerte, in speziellen Fällen empfiehlt sich ein Test.

Vergleichsliste Wellendichtringe

Bauformenübersicht



Freudenberg-Simrit	BA	BASL	B1	B1SL	B2	B2SL
Goetze	827N	827S	822N	822S	824N	824S
Kako	DG	DGS	DF	DFS	DFK	DFSK
Stefa	CB	CC	BB	BC	DB	DC
Gaco	A	FA	ABI	-	-	-
Pioneer Weston	R21	R23	R4	R6	R1	-
Paulstra	IE	IEL	EE	EEL	EEL	-
Chicago Rawhide	-	-	CRW 1	CRWA 1	CRWH 1	CRWHA 1
National	35	32	48	47	45	41
SKA	A	AS	B	BS	C	CS

RADIAL - WELLENDICHTRINGE ALLE TYPEN

Lagerhaltige Abmessungen und Bauformen



Art.-Nr.	Ø innen	Ø aussen	^	Höhe	Bauform	Sonderausf. Eigensch.	Preis/Stk.			
							< 5	≥ 5	≥ 10	
02.210.0001	3	x	10	x	6	BA OF	ohne Feder	7.85	20%	40%
02.110.0001	4	x	8	x	2	B1 OF	ohne Feder	11.45	20%	40%
02.211.1000	4	x	12	x	6	BA		7.85	20%	40%
02.211.0601	5	x	15	x	6	BA		7.85	20%	40%
02.211.0001	5	x	16	x	6	BA		7.85	20%	40%
02.211.0648	5	x	16	x	7	BA		7.85	20%	40%
02.110.1000	6	x	10	x	2	B1 OF	ohne Feder	11.45	20%	40%
02.211.1005	6	x	14	x	6	BA		7.85	20%	40%
02.211.0778	6	x	16	x	5	BA		7.85	20%	40%
02.222.0001	6	x	16	x	7	BASL		8.70	20%	40%
02.211.0002	6	x	19	x	6	BA		7.85	20%	40%
02.211.0003	6	x	19	x	7	BA		7.85	20%	40%
02.211.0004	6	x	22	x	7	BA		7.85	20%	40%
02.211.0005	7	x	16	x	7	BA		7.85	20%	40%
02.112.0683	7.938	x	19.05	x	6.3	B1SL	Zoll CR 3101	16.78	20%	40%
02.210.0843	8	x	12	x	3	BA OF	ohne Feder	7.85	20%	40%
02.210.0558	8	x	14	x	4	BA OF	ohne Feder	7.85	20%	40%
02.210.1008	8	x	15	x	3	BA OF	ohne Feder	7.85	20%	40%
02.211.0006	8	x	16	x	7	BA		7.85	20%	40%
02.222.0002	8	x	16	x	7	BASL		8.70	20%	40%
02.211.0007	8	x	18	x	5	BA		7.85	20%	40%
02.222.0003	8	x	18	x	5	BASL		8.70	20%	40%
02.211.0008	8	x	20	x	8	BA		7.85	20%	40%
02.412.1000	8	x	22	x	6	BASL-P FKM	bis 10 Bar	17.20	20%	40%
02.211.0009	8	x	22	x	7	BA		7.85	20%	40%
02.222.0004	8	x	22	x	7	BASL		8.70	20%	40%
02.211.0010	8	x	22	x	8	BA		7.85	20%	40%
02.211.0011	8	x	24	x	7	BA		7.85	20%	40%
02.210.0002	9	x	16	x	3	BA OF	ohne Feder	7.85	20%	40%
02.211.1001	9	x	18	x	6	BA		7.85	20%	40%
02.111.0001	9	x	19	x	5	B1		11.45	20%	40%
02.225.0008	9	x	20	x	6	BASL-P	bis 10 Bar	8.70	20%	40%
02.211.0866	9	x	22	x	7	BA		7.85	20%	40%
02.211.0012	9	x	24	x	7	BA		7.85	20%	40%
02.211.0013	9	x	26	x	7	BA		8.00	20%	40%
02.111.0637	9.52	x	22.22	x	6.35	B1	Zoll CR 3725	15.25	20%	40%
02.510.1000	10	x	14	x	3	G OF	ohne Feder	7.85	20%	40%
02.110.0002	10	x	15.5	x	3	B1 OF	ohne Feder	11.45	20%	40%
02.110.0003	10	x	16	x	4	B1 OF	ohne Feder	11.45	20%	40%
02.411.0001	10	x	16	x	4	BA FKM OF	ohne Feder	17.20	20%	40%
02.210.0004	10	x	17	x	3	BA OF	ohne Feder	7.85	20%	40%
02.210.1002	10	x	18	x	4	BA OF	ohne Feder	7.85	20%	40%

Art.-Nr.	Ø innen		Ø aussen	Λ	Höhe	Bauform	Sonderausf. Eigensch.	< 5	≥ 5	≥ 10
02.211.0015	10	x	18	x	6	BA		7.85	20%	40%
02.222.0005	10	x	18	x	4/4.8	BASL		8.70	20%	40%
02.111.0002	10	x	19	x	7	B1		11.45	20%	40%
02.211.0016	10	x	19	x	7	BA		7.85	20%	40%
02.222.0006	10	x	19	x	7	BASL		8.70	20%	40%
02.225.0849	10	x	20	x	6	BASL-P	bis 10 Bar	8.70	20%	40%
02.210.1006	10	x	21	x	4	BA OF	ohne Feder	7.85	20%	40%
02.225.0009	10	x	22	x	6	BASL-P	bis 10 Bar	8.70	20%	40%
02.211.0017	10	x	22	x	7	BA		7.85	20%	40%
02.222.0008	10	x	22	x	7	BASL		8.70	20%	40%
02.211.0018	10	x	22	x	8	BA		7.85	20%	40%
02.111.0003	10	x	24	x	7	B1		11.45	20%	40%
02.211.0019	10	x	24	x	7	BA		7.85	20%	40%
02.211.0020	10	x	26	x	7	BA		8.00	20%	40%
02.222.0605	10	x	26	x	7	BASL		8.80	20%	40%
02.211.0021	10	x	28	x	7	BA		8.00	20%	40%
02.211.0022	10	x	30	x	7	BA		8.00	20%	40%
02.111.0621	11	x	17	x	4	B1		11.45	20%	40%
02.211.0023	11	x	22	x	7	BA		7.85	20%	40%
02.225.0010	11	x	22	x	7	BASL-P	bis 10 Bar	8.70	20%	40%
02.210.1009	12	x	16	x	3	BA OF	ohne Feder	7.85	20%	40%
02.210.1010	12	x	18	x	3	BA OF	ohne Feder	7.85	20%	40%
02.210.0005	12	x	19	x	3	BA OF	ohne Feder	7.85	20%	40%
02.210.1011	12	x	19	x	3	BA OF	ohne Feder	7.85	20%	40%
02.211.0024	12	x	19	x	5	BA		7.85	20%	40%
02.222.0009	12	x	20	x	5	BASL		8.70	20%	40%
02.210.0867	12	x	21	x	4	BA		7.85	20%	40%
02.210.1003	12	x	21	x	4	BA OF	ohne Feder	7.85	20%	40%
02.211.0807	12	x	22	x	4	BA		7.85	20%	40%
02.211.0026	12	x	22	x	5	BA		7.85	20%	40%
02.225.0011	12	x	22	x	6	BASL-P	bis 10 Bar	8.70	20%	40%
02.211.0027	12	x	22	x	7	BA		7.85	20%	40%
02.222.0010	12	x	22	x	7	BASL		8.70	20%	40%
02.211.0028	12	x	24	x	4.5	BA		7.85	20%	40%
02.225.0012	12	x	24	x	6	BASL-P	bis 10 Bar	7.85	20%	40%
02.211.0029	12	x	24	x	7	BA		7.85	20%	40%
02.222.0011	12	x	24	x	7	BASL		8.70	20%	40%
02.211.0030	12	x	25	x	5	BA		7.85	20%	40%
02.211.0031	12	x	25	x	8	BA		7.85	20%	40%
02.222.0872	12	x	25	x	8	BASL		8.70	20%	40%
02.211.0032	12	x	26	x	8	BA		8.00	20%	40%
02.211.0033	12	x	28	x	7	BA		8.00	20%	40%
02.222.0012	12	x	28	x	7	BASL		8.80	20%	40%
02.211.0035	12	x	30	x	7	BA		8.00	20%	40%
02.222.0013	12	x	30	x	7	BASL		8.80	20%	40%
02.111.0776	12	x	30	x	8	B1		11.60	20%	40%
02.211.0036	12	x	30	x	10	BA		8.00	20%	40%

Art.-Nr.	Ø innen		Ø aussen	Λ	Höhe	Bauform	Sonderausf. Eigensch.	< 5	≥ 5	≥ 10
02.111.0004	12	x	32	x	5	B1		12.05	20%	40%
02.211.0037	12	x	32	x	7	BA		7.85	20%	40%
02.111.0653	12.7	x	25.4	x	6.35	B1	Zoll CR 4984	15.25	20%	40%
02.211.0800	13	x	22	x	4	BA		7.85	20%	40%
02.111.0005	13	x	22	x	5	B1		11.45	20%	40%
02.211.0039	13	x	26	x	7	BA		8.00	20%	40%
02.211.0040	13	x	30	x	8	BA		8.00	20%	40%
02.510.0006	14	x	20	x	3	G OF	ohne Feder	7.85	20%	40%
02.210.1012	14	x	22	x	3	BA OF	ohne Feder	7.85	20%	40%
02.211.0041	14	x	22	x	4	BA		7.85	20%	40%
02.211.0042	14	x	22	x	5	BA		7.85	20%	40%
02.222.0794	14	x	22	x	5	BASL		8.70	20%	40%
02.211.0614	14	x	24	x	5	BA		7.85	20%	40%
02.111.0767	14	x	24	x	7	B1		11.45	20%	40%
02.211.0043	14	x	24	x	7	BA		7.85	20%	40%
02.411.0002	14	x	24	x	7	BA FKM		17.20	20%	40%
02.222.0015	14	x	24	x	7	BASL		8.70	20%	40%
02.211.0044	14	x	25	x	5	BA		7.85	20%	40%
02.211.0045	14	x	26	x	7	BA		8.00	20%	40%
02.222.0016	14	x	28	x	7	BASL		8.80	20%	40%
02.211.0046	14	x	30	x	7	BA		8.00	20%	40%
02.211.0047	14	x	30	x	10	BA		8.00	20%	40%
02.211.0048	14	x	35	x	7	BA		7.85	20%	40%
02.211.0049	14	x	35	x	8	BA		7.85	20%	40%
02.210.0006	15	x	21	x	3	BA OF	ohne Feder	7.85	20%	40%
02.210.0007	15	x	23	x	3	BA OF	ohne Feder	7.85	20%	40%
02.211.0050	15	x	24	x	5	BA		7.85	20%	40%
02.111.0769	15	x	24	x	7	B1		11.60	20%	40%
02.211.0051	15	x	24	x	7	BA		7.85	20%	40%
02.222.0017	15	x	24	x	7	BASL		8.70	20%	40%
02.211.0052	15	x	25	x	5	BA		7.85	20%	40%
02.225.0013	15	x	25	x	6/6.5	BASL-P	bis 10 Bar	8.70	20%	40%
02.211.0053	15	x	26	x	7	BA		8.00	20%	40%
02.222.0018	15	x	26	x	7	BASL		8.80	20%	40%
02.211.0667	15	x	27	x	7	BA		8.00	20%	40%
02.210.1005	15	x	28	x	4	BA OF	ohne Feder	8.00	20%	40%
02.211.0054	15	x	28	x	7	BA		8.00	20%	40%
02.222.0019	15	x	28	x	7	BASL		8.80	20%	40%
02.211.0662	15	x	30	x	4.5	BA		8.00	20%	40%
02.211.0055	15	x	30	x	5.5	BA		8.00	20%	40%
02.211.0056	15	x	30	x	7	BA		8.00	20%	40%
02.222.0020	15	x	30	x	7	BASL		8.80	20%	40%
02.211.0057	15	x	30	x	10	BA		8.00	20%	40%
02.211.0788	15	x	32	x	5.5	BA		7.85	20%	40%
02.211.0058	15	x	32	x	7	BA		7.85	20%	40%
02.222.0821	15	x	32	x	7	BASL		9.00	20%	40%
02.411.0735	15	x	35	x	7	BA FKM		18.05	20%	40%

Art.-Nr.	Ø innen		Ø aussen	Λ	Höhe	Bauform	Sonderausf. Eigensch.	< 5	≥ 5	≥ 10
02.222.0021	15	x	35	x	7	BASL		9.00	20%	40%
02.211.0059	15	x	35	x	8	BA		7.85	20%	40%
02.211.0060	15	x	35	x	10	BA		7.85	20%	40%
02.121.0001	15	x	40	x	10	B2		14.05	20%	40%
02.211.0061	15	x	40	x	10	BA		8.45	20%	40%
02.211.0062	15	x	42	x	7	BA		8.75	20%	40%
02.211.0063	15	x	42	x	10	BA		8.75	20%	40%
02.211.0638	15.87	x	28.58	x	6.35	BA	Zoll CR 6903	15.40	20%	40%
02.110.1003	16	x	22	x	3	B1 OF	ohne Feder	11.45	20%	40%
02.210.1013	16	x	22	x	3	BA OF	ohne Feder	7.85	20%	40%
02.210.0827	16	x	24	x	3	BA OF	ohne Feder	7.85	20%	40%
02.510.0009	16	x	24	x	3	G OF	ohne Feder	7.85	20%	40%
02.211.0796	16	x	24	x	5	BA		7.85	20%	40%
02.222.1004	16	x	24	x	6.5	BASL		8.70	20%	40%
02.211.0064	16	x	24	x	7	BA		7.85	20%	40%
02.111.0007	16	x	26	x	7	B1		11.60	20%	40%
02.211.0859	16	x	26	x	7	BA		8.00	20%	40%
02.211.0065	16	x	28	x	7	BA		8.00	20%	40%
02.222.0022	16	x	28	x	7	BASL		8.80	20%	40%
02.211.0066	16	x	30	x	7	BA		8.00	20%	40%
02.222.0023	16	x	30	x	7	BASL		8.80	20%	40%
02.211.0067	16	x	30	x	10	BA		8.00	20%	40%
02.211.0068	16	x	32	x	6	BA		7.85	20%	40%
02.211.0786	16	x	32	x	7	BA		7.85	20%	40%
02.121.0857	16	x	32	x	10	B2		13.80	20%	40%
02.211.0069	16	x	32	x	10	BA		7.85	20%	40%
02.211.0613	16	x	35	x	10	BA		7.85	20%	40%
02.211.0070	16	x	40	x	10	BA		8.45	20%	40%
02.210.0008	17	x	23	x	3	BA OF	ohne Feder	7.85	20%	40%
02.510.0010	17	x	25	x	3	G OF	ohne Feder	7.85	20%	40%
02.211.0071	17	x	25	x	4	BA		7.85	20%	40%
02.211.0879	17	x	26	x	6	BA		8.00	20%	40%
02.211.0072	17	x	27	x	6	BA		8.00	20%	40%
02.111.0650	17	x	28	x	6	B1		11.60	20%	40%
02.211.0073	17	x	28	x	6	BA		8.00	20%	40%
02.222.0024	17	x	28	x	6	BASL		8.80	20%	40%
02.225.0757	17	x	28	x	6	BASL-P	bis 10 Bar	8.80	20%	40%
02.211.0074	17	x	28	x	7	BA		8.00	20%	40%
02.222.0025	17	x	28	x	7	BASL		8.80	20%	40%
02.222.0026	17	x	30	x	5	BASL		8.80	20%	40%
02.225.0825	17	x	30	x	6	BASL-P	bis 10 Bar	8.80	20%	40%
02.111.0543	17	x	30	x	7	B1		11.60	20%	40%
02.211.0075	17	x	30	x	7	BA		8.00	20%	40%
02.411.0736	17	x	30	x	7	BA FKM		17.30	20%	40%
02.222.0027	17	x	30	x	7	BASL		8.80	20%	40%
02.111.0008	17	x	30	x	10	B1		11.60	20%	40%
02.222.1008	17	x	30	x	7/8	BASL		8.80	20%	40%

Art.-Nr.	Ø innen		Ø aussen	Λ	Höhe	Bauform	Sonderausf. Eigensch.	< 5	≥ 5	≥ 10
02.211.0076	17	x	32	x	7	BA		7.85	20%	40%
02.222.0626	17	x	32	x	7	BASL		9.00	20%	40%
02.111.0009	17	x	33	x	7	B1		12.05	20%	40%
02.111.0558	17	x	34	x	4	B1		12.05	20%	40%
02.225.0014	17	x	35	x	7	BASL-P	bis 10 Bar	9.00	20%	40%
02.211.0077	17	x	35	x	8	BA		7.85	20%	40%
02.222.0028	17	x	35	x	8	BASL		9.00	20%	40%
02.211.0078	17	x	35	x	10	BA		7.85	20%	40%
02.211.0079	17	x	40	x	7	BA		8.45	20%	40%
02.222.0029	17	x	40	x	7	BASL		9.35	20%	40%
02.211.0080	17	x	40	x	8	BA		8.45	20%	40%
02.211.0081	17	x	40	x	10	BA		8.45	20%	40%
02.222.1009	17	x	40	x	7/7,7	BASL		9.35	20%	40%
02.211.0082	17	x	40	x	8,5	BA		8.45	20%	40%
02.211.0083	17	x	42	x	7	BA		8.75	20%	40%
02.211.0503	17	x	47	x	7	BA		8.75	20%	40%
02.111.0677	17.45	x	28.58	x	6.35	B1	Zoll CR 6741	15.40	20%	40%
02.110.1004	18	x	24	x	3	B1 OF	ohne Feder	7.85	20%	40%
02.510.0011	18	x	24	x	3	G OF	ohne Feder	7.85	20%	40%
02.210.0753	18	x	24	x	4	BA OF	ohne Feder	7.85	20%	40%
02.510.0012	18	x	26	x	4	G OF	ohne Feder	8.00	20%	40%
02.510.0828	18	x	26	x	4	SD OF	ohne Feder	8.80	20%	40%
02.211.0084	18	x	26	x	6	BA		8.00	20%	40%
02.211.0085	18	x	28	x	7	BA		8.00	20%	40%
02.222.0658	18	x	28	x	7	BASL		8.80	20%	40%
02.211.0086	18	x	30	x	7	BA		8.00	20%	40%
02.222.1001	18	x	30	x	7	BASL		8.80	20%	40%
02.225.1000	18	x	30	x	7	BASL-P	bis 10 Bar	8.80	20%	40%
02.111.0010	18	x	32	x	7	B1		12.05	20%	40%
02.211.0087	18	x	32	x	7	BA		7.85	20%	40%
02.411.0822	18	x	32	x	7	BA FKM		18.05	20%	40%
02.222.0031	18	x	32	x	7	BASL		9.00	20%	40%
02.222.0539	18	x	32	x	8	BASL		9.00	20%	40%
02.225.0016	18	x	35	x	6	BASL-P	bis 10 Bar	9.00	20%	40%
02.222.0522	18	x	35	x	7	BASL		9.00	20%	40%
02.211.0088	18	x	35	x	10	BA		7.85	20%	40%
02.121.0003	18	x	35	x	8/6,5	B2		13.80	20%	40%
02.211.0089	18	x	40	x	7	BA		8.45	20%	40%
02.222.0032	18	x	40	x	7	BASL		9.35	20%	40%
02.211.0090	18	x	40	x	10	BA		8.45	20%	40%
02.110.1005	19	x	27	x	4	B1 OF	ohne Feder	8.00	20%	40%
02.510.1002	19	x	27	x	4	SD OF	ohne Feder	8.00	20%	40%
02.211.0091	19	x	27	x	6	BA		8.00	20%	40%
02.211.0092	19	x	30	x	7	BA		8.00	20%	40%
02.211.0093	19	x	32	x	7	BA		7.85	20%	40%
02.211.0094	19	x	35	x	8	BA		7.85	20%	40%
02.222.0033	19	x	35	x	9	BASL		9.00	20%	40%

Art.-Nr.	Ø innen		Ø aussen	Λ	Höhe	Bauform	Sonderausf. Eigensch.	< 5	≥ 5	≥ 10
02.211.0095	19	x	35	x	10	BA		7.85	20%	40%
02.112.0001	19.05	x	31.75	x	6.35	B1SL	Zoll CR 7443	17.44	20%	40%
02.110.0004	20	x	26	x	4	B1 OF	ohne Feder	11.60	20%	40%
02.210.1014	20	x	26	x	4	BA OF	ohne Feder	8.00	20%	40%
02.510.1004	20	x	26	x	4	SD OF	ohne Feder	8.00	20%	40%
02.210.1015	20	x	28	x	4	BA OF	ohne Feder	8.00	20%	40%
02.220.0002	20	x	28	x	4	BASL OF	ohne Feder	8.80	20%	40%
02.211.0096	20	x	28	x	6	BA		8.00	20%	40%
02.111.0011	20	x	30	x	5	B1		11.60	20%	40%
02.211.0097	20	x	30	x	5	BA		8.00	20%	40%
02.222.0034	20	x	30	x	5	BASL		8.80	20%	40%
02.111.0012	20	x	30	x	7	B1		11.60	20%	40%
02.211.0098	20	x	30	x	7	BA		8.00	20%	40%
02.411.0739	20	x	30	x	7	BA FKM		17.30	20%	40%
02.222.0035	20	x	30	x	7	BASL		8.80	20%	40%
02.225.0770	20	x	30	x	7	BASL-P	bis 10 Bar	8.80	20%	40%
02.211.0099	20	x	32	x	5	BA		8.20	20%	40%
02.222.0871	20	x	32	x	5	BASL		9.00	20%	40%
02.111.0013	20	x	32	x	7	B1		12.05	20%	40%
02.211.0100	20	x	32	x	7	BA		7.85	20%	40%
02.222.0036	20	x	32	x	7	BASL		9.00	20%	40%
02.225.0017	20	x	32	x	7	BASL-P	bis 10 Bar	9.00	20%	40%
02.211.0101	20	x	33	x	10	BA		8.20	20%	40%
02.210.1004	20	x	35	x	4	BA		7.85	20%	40%
02.211.0103	20	x	35	x	6	BA		7.85	20%	40%
02.225.0018	20	x	35	x	6	BASL-P	bis 10 Bar	9.00	20%	40%
02.211.0104	20	x	35	x	7	BA		7.85	20%	40%
02.411.0003	20	x	35	x	7	BA FKM		18.05	20%	40%
02.222.0037	20	x	35	x	7	BASL		9.00	20%	40%
02.412.0001	20	x	35	x	7	BASL FKM		19.65	20%	40%
02.112.0002	20	x	35	x	10	B1SL		13.25	20%	40%
02.211.0105	20	x	35	x	10	BA		7.85	20%	40%
02.222.0038	20	x	36	x	7	BASL		9.35	20%	40%
02.222.0039	20	x	37	x	8	BASL		9.35	20%	40%
02.211.0106	20	x	37	x	10	BA		8.45	20%	40%
02.211.0107	20	x	38	x	8	BA		8.45	20%	40%
02.121.0858	20	x	40	x	7	B1		12.20	20%	40%
02.211.0108	20	x	40	x	7	BA		8.45	20%	40%
02.222.0040	20	x	40	x	7	BASL		9.35	20%	40%
02.412.0703	20	x	40	x	7	BASL FKM		20.40	20%	40%
02.211.0109	20	x	40	x	10	BA		8.45	20%	40%
02.222.0041	20	x	40	x	10	BASL		9.35	20%	40%
02.222.0042	20	x	42	x	6	BASL		9.65	20%	40%
02.211.0110	20	x	42	x	7	BA		8.75	20%	40%
02.222.0043	20	x	42	x	7	BASL		9.65	20%	40%
02.412.0806	20	x	42	x	7	BASL FKM		21.70	20%	40%
02.121.0004	20	x	42	x	10	B2		14.35	20%	40%

Art.-Nr.	Ø innen		Ø aussen	Λ	Höhe	Bauform	Sonderausf. Eigensch.	< 5	≥ 5	≥ 10
02.211.0111	20	x	42	x	10	BA		8.75	20%	40%
02.211.0112	20	x	47	x	7	BA		8.75	20%	40%
02.222.0044	20	x	47	x	7	BASL		9.65	20%	40%
02.211.0113	20	x	47	x	8	BA		8.75	20%	40%
02.211.0114	20	x	47	x	10	BA		8.75	20%	40%
02.222.0695	20	x	47	x	10	BASL		9.65	20%	40%
02.211.0612	20	x	52	x	10	BA		9.25	20%	40%
02.222.0532	20	x	52	x	10	BASL		10.20	20%	40%
02.210.0508	21	x	29	x	4	BA OF	ohne Feder	8.00	20%	40%
02.211.0513	21	x	35	x	8	BA		7.85	20%	40%
02.210.0009	22	x	28	x	4	BA OF	ohne Feder	8.00	20%	40%
02.220.0869	22	x	28	x	4	BASL		8.80	20%	40%
02.220.0865	22	x	28	x	4	BASL OF	ohne Feder	8.80	20%	40%
02.110.1006	22	x	30	x	4	B1 OF	ohne Feder	8.00	20%	40%
02.210.0010	22	x	30	x	4	BA OF	ohne Feder	8.00	20%	40%
02.510.0015	22	x	30	x	4	G OF	ohne Feder	8.00	20%	40%
02.111.0014	22	x	30	x	7	B1		11.60	20%	40%
02.211.0706	22	x	30	x	7	BA		8.00	20%	40%
02.211.0819	22	x	32	x	6	BASL-P	bis 10 Bar	7.85	20%	40%
02.111.0015	22	x	32	x	7	B1		12.05	20%	40%
02.211.0115	22	x	32	x	7	BA		7.85	20%	40%
02.411.0738	22	x	32	x	7	BA FKM		18.05	20%	40%
02.222.1002	22	x	32	x	7	BASL		9.00	20%	40%
02.225.1001	22	x	32	x	7	BASL-P	bis 10 Bar	9.00	20%	40%
02.211.0116	22	x	33	x	7	BA		7.85	20%	40%
02.225.0020	22	x	35	x	6	BASL-P	bis 10 Bar	9.00	20%	40%
02.111.0016	22	x	35	x	7	B1		12.05	20%	40%
02.211.0117	22	x	35	x	7	BA		7.85	20%	40%
02.411.0749	22	x	35	x	7	BA FKM		18.05	20%	40%
02.222.0046	22	x	35	x	7	BASL		9.00	20%	40%
02.211.0118	22	x	35	x	8	BA		7.85	20%	40%
02.211.0119	22	x	35	x	10	BA		7.85	20%	40%
02.211.0120	22	x	36	x	7	BA		8.45	20%	40%
02.111.0017	22	x	37	x	7	B1		12.20	20%	40%
02.211.0121	22	x	37	x	7	BA		8.45	20%	40%
02.211.0122	22	x	38	x	8	BA		8.45	20%	40%
02.222.0047	22	x	40	x	7	BASL		9.35	20%	40%
02.211.0123	22	x	40	x	8	BA		8.45	20%	40%
02.211.0124	22	x	40	x	8.5	BA		8.45	20%	40%
02.211.0125	22	x	40	x	10	BA		8.45	20%	40%
02.222.0768	22	x	42	x	7	BASL		9.65	20%	40%
02.121.0005	22	x	42	x	10	B2		14.35	20%	40%
02.211.0126	22	x	42	x	10	BA		8.75	20%	40%
02.211.0799	22	x	47	x	7	BA		8.75	20%	40%
02.211.0127	22	x	47	x	10	BA		8.75	20%	40%
02.112.0684	22.22	x	38.1	x	6.35	B1SL	Zoll CR 8702	17.77	20%	40%
02.222.0619	23	x	40	x	6	BASL		9.35	20%	40%

Art.-Nr.	Ø innen		Ø aussen	Λ	Höhe	Bauform	Sonderausf. Eigensch.	< 5	≥ 5	≥ 10
02.211.0128	23	x	40	x	10	BA		8.45	20%	40%
02.211.0129	23	x	42	x	10	BA		8.75	20%	40%
02.210.0813	24	x	32	x	4	BA OF	ohne Feder	8.20	20%	40%
02.510.1001	24	x	32	x	4	G OF	ohne Feder	8.20	20%	40%
02.211.0130	24	x	34	x	5.5	BA		7.85	20%	40%
02.211.0131	24	x	35	x	7	BA		7.85	20%	40%
02.222.0760	24	x	35	x	7	BASL		9.00	20%	40%
02.222.0048	24	x	35	x	8	BASL		9.00	20%	40%
02.111.0018	24	x	36	x	6	B1		12.20	20%	40%
02.211.0509	24	x	36	x	6	BA		8.45	20%	40%
02.111.0019	24	x	37	x	7	B1		12.20	20%	40%
02.211.0132	24	x	37	x	7	BA		8.45	20%	40%
02.211.0133	24	x	40	x	7	BA		8.45	20%	40%
02.222.0049	24	x	40	x	7	BASL		9.35	20%	40%
02.121.0006	24	x	40	x	10	B2		14.05	20%	40%
02.211.0134	24	x	40	x	10	BA		8.45	20%	40%
02.225.0021	24	x	40	x	7/7.5	BASL-P	bis 10 Bar	9.35	20%	40%
02.211.0135	24	x	42	x	10	BA		8.75	20%	40%
02.211.0136	24	x	47	x	7	BA		8.75	20%	40%
02.222.0761	24	x	47	x	7	BASL		9.65	20%	40%
02.211.0137	24	x	47	x	10	BA		8.75	20%	40%
02.211.0138	24	x	50	x	10	BA		8.75	20%	40%
02.211.0139	24	x	52	x	12	BA		9.25	20%	40%
02.510.0016	25	x	32	x	4	BA OF (G)	ohne Feder	8.20	20%	40%
02.110.0005	25	x	32	x	5	B1 OF	ohne Feder	12.05	20%	40%
02.111.0020	25	x	32	x	7	B1		12.05	20%	40%
02.112.0003	25	x	32	x	7	B1SL		13.25	20%	40%
02.210.1007	25	x	33	x	4	BA OF	ohne Feder	7.85	20%	40%
02.211.0141	25	x	33	x	6	BA		7.85	20%	40%
02.510.0017	25	x	35	x	4	G OF	ohne Feder	8.20	20%	40%
02.225.0022	25	x	35	x	6	BASL-P	bis 10 Bar	9.00	20%	40%
02.111.0021	25	x	35	x	7	B1		12.05	20%	40%
02.411.1000	25	x	35	x	7	BA FKM		18.05	20%	40%
02.222.0050	25	x	35	x	7	BASL		9.00	20%	40%
02.412.0704	25	x	35	x	7	BASL FKM		19.65	20%	40%
02.225.0773	25	x	36	x	6	BASL-P	bis 10 Bar	9.00	20%	40%
02.211.0142	25	x	36	x	7	BA		8.45	20%	40%
02.211.0143	25	x	37	x	5	BA		8.45	20%	40%
02.211.0144	25	x	37	x	7	BA		8.45	20%	40%
02.222.0051	25	x	37	x	7	BASL		9.35	20%	40%
02.211.0145	25	x	38	x	7	BA		8.45	20%	40%
02.222.0678	25	x	38	x	7	BASL		9.35	20%	40%
02.211.0146	25	x	40	x	5	BA		8.45	20%	40%
02.211.0147	25	x	40	x	7	BA		8.45	20%	40%
02.411.0661	25	x	40	x	7	BA FKM		18.90	20%	40%
02.222.0052	25	x	40	x	7	BASL		9.35	20%	40%
02.211.0148	25	x	40	x	8	BA		8.45	20%	40%

Art.-Nr.	Ø innen		Ø aussen	Λ	Höhe	Bauform	Sonderausf. Eigensch.	< 5	≥ 5	≥ 10
02.222.0053	25	x	40	x	8	BASL		9.35	20%	40%
02.211.0149	25	x	40	x	10	BA		8.45	20%	40%
02.222.0054	25	x	40	x	10	BASL		9.35	20%	40%
02.222.0055	25	x	42	x	6	BASL		9.65	20%	40%
02.225.0023	25	x	42	x	6	BASL-P	bis 10 Bar	9.65	20%	40%
02.411.0004	25	x	42	x	7	BA FKM		19.40	20%	40%
02.222.0056	25	x	42	x	7	BASL		9.65	20%	40%
02.211.0151	25	x	42	x	8.5	BA		8.75	20%	40%
02.211.0152	25	x	42	x	10	BA		8.75	20%	40%
02.222.0057	25	x	42	x	10	BASL		9.65	20%	40%
02.211.0666	25	x	43	x	10	BA		8.75	20%	40%
02.222.0501	25	x	44	x	7	BASL		9.65	20%	40%
02.211.0153	25	x	45	x	7	BA		8.75	20%	40%
02.222.0797	25	x	45	x	7	BASL		9.65	20%	40%
02.211.0154	25	x	45	x	10	BA		8.75	20%	40%
02.211.0155	25	x	46	x	7	BA		8.75	20%	40%
02.225.1004	25	x	47	x	6	BASL-P	bis 10 Bar	9.65	20%	40%
02.111.0606	25	x	47	x	7	B1		12.65	20%	40%
02.211.0156	25	x	47	x	7	BA		8.75	20%	40%
02.411.0536	25	x	47	x	7	BA FKM		19.65	20%	40%
02.222.0058	25	x	47	x	7	BASL		9.65	20%	40%
02.412.0805	25	x	47	x	7	BASL FKM		22.10	20%	40%
02.411.0005	25	x	47	x	8	BA FKM		19.65	20%	40%
02.211.0157	25	x	47	x	10	BA		8.75	20%	40%
02.222.0059	25	x	47	x	10	BASL		9.65	20%	40%
02.121.0544	25	x	50	x	10	B2		14.95	20%	40%
02.211.0158	25	x	50	x	10	BA		8.75	20%	40%
02.222.0060	25	x	50	x	10	BASL		9.65	20%	40%
02.121.0007	25	x	50	x	12	B2		14.95	20%	40%
02.211.0159	25	x	52	x	7	BA		9.25	20%	40%
02.411.0712	25	x	52	x	7	BA FKM		20.40	20%	40%
02.222.0061	25	x	52	x	7	BASL		10.20	20%	40%
02.211.0160	25	x	52	x	8	BA		9.25	20%	40%
02.211.0161	25	x	52	x	10	BA		9.25	20%	40%
02.222.0062	25	x	52	x	10	BASL		10.20	20%	40%
02.121.0008	25	x	52	x	12	B2		15.05	20%	40%
02.211.0163	25	x	62	x	7	BA		9.70	20%	40%
02.222.0063	25	x	62	x	7	BASL		10.65	20%	40%
02.211.0164	25	x	62	x	10	BA		9.70	20%	40%
02.222.0064	25	x	62	x	10	BASL		10.65	20%	40%
02.112.0004	25.4	x	38.1	x	6.35	B1SL	Zoll CR 9878	17.77	20%	40%
02.210.0655	26	x	34	x	4	BA OF	ohne Feder	8.45	20%	40%
02.111.0022	26	x	35	x	7	B1		12.05	20%	40%
02.211.0852	26	x	35	x	7	BA		8.20	20%	40%
02.211.0165	26	x	37	x	7	BA		8.45	20%	40%
02.222.0065	26	x	37	x	7	BASL		9.35	20%	40%
02.222.0066	26	x	38	x	7	BASL		9.35	20%	40%

Art.-Nr.	Ø innen		Ø aussen	Λ	Höhe	Bauform	Sonderausf. Eigensch.	< 5	≥ 5	≥ 10
02.211.0166	26	x	42	x	7	BA		8.75	20%	40%
02.222.0833	26	x	42	x	7	BASL		9.65	20%	40%
02.222.0067	26	x	42	x	8	BASL		9.65	20%	40%
02.211.0167	26	x	47	x	7	BA		8.75	20%	40%
02.211.0168	26	x	47	x	10	BA		8.75	20%	40%
02.211.0169	26	x	50	x	10	BA		8.75	20%	40%
02.222.0068	26	x	52	x	10	BASL		10.20	20%	40%
02.211.0170	27	x	37	x	7	BA		8.45	20%	40%
02.211.0171	27	x	40	x	7	BA		8.45	20%	40%
02.225.0024	27	x	42	x	7	BASL-P	bis 10 Bar	9.65	20%	40%
02.211.0173	27	x	42	x	10	BA		8.75	20%	40%
02.211.0174	27	x	45	x	8	BA		8.75	20%	40%
02.211.0175	27	x	47	x	6	BA		8.75	20%	40%
02.211.0176	27	x	47	x	10	BA		8.75	20%	40%
02.211.0177	27	x	52	x	8	BA		9.25	20%	40%
02.211.0545	27	x	52	x	10	BA		9.25	20%	40%
02.510.0018	28	x	35	x	4	G OF	ohne Feder	8.20	20%	40%
02.110.1002	28	x	37	x	4	B1 OF	ohne Feder	12.20	20%	40%
02.210.0012	28	x	37	x	4	BA OF	ohne Feder	8.45	20%	40%
02.111.0024	28	x	38	x	7	B1		12.20	20%	40%
02.211.0178	28	x	38	x	7	BA		8.45	20%	40%
02.222.0069	28	x	38	x	7	BASL		9.35	20%	40%
02.412.0812	28	x	38	x	7	BASL FKM		20.40	20%	40%
02.211.0180	28	x	40	x	7	BA		8.45	20%	40%
02.411.0713	28	x	40	x	7	BA FKM		18.90	20%	40%
02.222.0070	28	x	40	x	7	BASL		9.35	20%	40%
02.211.0181	28	x	42	x	7	BA		8.75	20%	40%
02.211.0182	28	x	42	x	8	BA		8.75	20%	40%
02.211.0183	28	x	42.5	x	8	BA		8.75	20%	40%
02.111.0025	28	x	45	x	7.5	B1		12.45	20%	40%
02.222.0071	28	x	45	x	8	BASL		9.65	20%	40%
02.111.0026	28	x	47	x	7	B1		12.65	20%	40%
02.211.0185	28	x	47	x	7	BA		8.75	20%	40%
02.222.0072	28	x	47	x	7	BASL		9.65	20%	40%
02.111.0546	28	x	47	x	10	B1		12.65	20%	40%
02.121.0009	28	x	47	x	10	B2		14.95	20%	40%
02.211.0186	28	x	47	x	10	BA		8.75	20%	40%
02.211.0633	28	x	48	x	10	BA		8.75	20%	40%
02.211.0187	28	x	50	x	10	BA		8.75	20%	40%
02.211.0188	28	x	52	x	7	BA		9.25	20%	40%
02.222.0073	28	x	52	x	7	BASL		10.20	20%	40%
02.222.0074	28	x	52	x	10	BASL		10.20	20%	40%
02.111.0694	28.58	x	44.45	x	6.35	B1	Zoll CR 11138	16.50	20%	40%
02.112.0685	28.58	x	50.8	x	9.52	B1SL	Zoll CR 11343	18.92	20%	40%
02.210.1001	29	x	38	x	4	BA OF	ohne Feder	12.20	20%	40%
02.510.0019	29	x	38	x	4	G OF	ohne Feder	8.45	20%	40%
02.210.1000	30	x	37	x	4	BA OF	ohne Feder	12.20	20%	40%

Art.-Nr.	Ø innen		Ø aussen	Λ	Höhe	Bauform	Sonderausf. Eigensch.	< 5	≥ 5	≥ 10
02.211.0189	30	x	38	x	4	BA		8.45	20%	40%
02.211.0868	30	x	38	x	4	BA OF	ohne Feder	8.45	20%	40%
02.510.0020	30	x	40	x	4	G OF	ohne Feder	8.45	20%	40%
02.510.1003	30	x	40	x	4	SD OF	ohne Feder	8.45	20%	40%
02.111.0027	30	x	40	x	7	B1		12.20	20%	40%
02.211.0190	30	x	40	x	7	BA		8.45	20%	40%
02.411.0671	30	x	40	x	7	BA FKM		18.90	20%	40%
02.222.0075	30	x	40	x	7	BASL		9.35	20%	40%
02.412.0707	30	x	40	x	7	BASL FKM		20.40	20%	40%
02.211.0191	30	x	40	x	8	BA		8.45	20%	40%
02.225.0001	30	x	42	x	6	BASL-P	bis 10 Bar	9.65	20%	40%
02.111.0028	30	x	42	x	7	B1		12.45	20%	40%
02.211.0193	30	x	42	x	7	BA		8.75	20%	40%
02.411.0715	30	x	42	x	7	BA FKM		19.40	20%	40%
02.222.0076	30	x	42	x	7	BASL		9.65	20%	40%
02.222.0077	30	x	42	x	8	BASL		9.65	20%	40%
02.222.0634	30	x	44	x	7	BASL		9.65	20%	40%
02.211.0194	30	x	44	x	10	BA		8.75	20%	40%
02.211.0195	30	x	45	x	7	BA		8.75	20%	40%
02.211.0196	30	x	45	x	8	BA		8.75	20%	40%
02.222.0617	30	x	45	x	8	BASL		9.65	20%	40%
02.211.0197	30	x	45	x	10	BA		8.75	20%	40%
02.222.0078	30	x	46	x	7	BASL		9.65	20%	40%
02.211.0198	30	x	47	x	6	BA		8.75	20%	40%
02.111.0029	30	x	47	x	7	B1		12.65	20%	40%
02.211.0199	30	x	47	x	7	BA		8.75	20%	40%
02.411.0716	30	x	47	x	7	BA FKM		19.65	20%	40%
02.222.0079	30	x	47	x	7	BASL		9.65	20%	40%
02.222.0080	30	x	47	x	8	BASL		9.65	20%	40%
02.111.0030	30	x	47	x	10	B1		12.65	20%	40%
02.211.0200	30	x	47	x	10	BA		8.75	20%	40%
02.222.0081	30	x	47	x	10	BASL		9.65	20%	40%
02.211.0201	30	x	48	x	8	BA		8.75	20%	40%
02.211.0202	30	x	50	x	7	BA		8.75	20%	40%
02.225.0002	30	x	50	x	7	BASL-P	bis 10 Bar	9.65	20%	40%
02.121.0547	30	x	50	x	10	B2		14.95	20%	40%
02.211.0203	30	x	50	x	10	BA		8.75	20%	40%
02.222.0082	30	x	50	x	10	BASL		9.65	20%	40%
02.121.0010	30	x	50	x	12	B2		14.95	20%	40%
02.111.0031	30	x	52	x	7	B1		13.05	20%	40%
02.211.0783	30	x	52	x	7	BA		9.25	20%	40%
02.222.0083	30	x	52	x	7	BASL		10.20	20%	40%
02.412.0771	30	x	52	x	7	BASL FKM		22.95	20%	40%
02.225.0025	30	x	52	x	7	BASL-P	bis 10 Bar	10.20	20%	40%
02.121.0011	30	x	52	x	9	B2		15.05	20%	40%
02.210.0018	30	x	52	x	9	BA OF	Domsel ohne Feder	9.25	20%	40%
02.121.0654	30	x	52	x	10	B2		15.05	20%	40%

Art.-Nr.	Ø innen		Ø aussen	Λ	Höhe	Bauform	Sonderausf. Eigensch.	< 5	≥ 5	≥ 10
02.211.0204	30	x	52	x	10	BA		9.25	20%	40%
02.222.0084	30	x	52	x	10	BASL		10.20	20%	40%
02.412.0003	30	x	52	x	10	BASL FKM		22.95	20%	40%
02.121.0558	30	x	52	x	9/7	B2		15.05	20%	40%
02.211.0205	30	x	55	x	7	BA		9.25	20%	40%
02.222.0085	30	x	55	x	7	BASL		10.20	20%	40%
02.211.0206	30	x	55	x	10	BA		9.25	20%	40%
02.222.0086	30	x	55	x	10	BASL		10.20	20%	40%
02.111.0032	30	x	55	x	12	B1		13.05	20%	40%
02.211.0765	30	x	56	x	8	BA		9.35	20%	40%
02.121.0012	30	x	56	x	10	B2		15.70	20%	40%
02.211.0207	30	x	56	x	10	BA		9.35	20%	40%
02.211.0208	30	x	60	x	10	BA		9.35	20%	40%
02.222.0087	30	x	62	x	7	BASL		10.65	20%	40%
02.121.0505	30	x	62	x	9	B2		16.45	20%	40%
02.211.0209	30	x	62	x	10	BA		9.70	20%	40%
02.222.0088	30	x	62	x	10	BASL		10.65	20%	40%
02.211.0210	30	x	72	x	10	BA		10.25	20%	40%
02.222.0089	30	x	72	x	10	BASL		11.30	20%	40%
02.111.0689	30.16	x	44.45	x	6.4	B1	Zoll CR 11734	16.50	20%	40%
02.211.1003	30.16	x	50.8	x	7.93	BA	Zoll	17.20	20%	40%
02.211.0211	31	x	47	x	7	BA		8.75	20%	40%
02.211.0212	31	x	47	x	8	BA		8.75	20%	40%
02.121.0013	31	x	47	x	10	B2		14.95	20%	40%
02.211.0213	31	x	47	x	10	BA		8.75	20%	40%
02.111.0785	31.75	x	44.45	x	6.35	B1	Zoll CR 12363	16.50	20%	40%
02.112.0686	31.75	x	50.8	x	6.35	B1SL	Zoll CR 12458	18.92	20%	40%
02.211.0214	31.75	x	50.8	x	11.1	BA	Zoll	17.20	20%	40%
02.111.0690	31.75	x	52.39	x	9.52	B1	Zoll	17.30	20%	40%
02.211.0622	32	x	40	x	7	BA		8.45	20%	40%
02.210.0013	32	x	42	x	4	BA OF	ohne Feder	8.75	20%	40%
02.211.0215	32	x	42	x	7	BA		8.75	20%	40%
02.111.0850	32	x	42	x	7/10	B1		12.45	20%	40%
02.225.0026	32	x	44	x	7	BASL-P	bis 10 Bar	9.65	20%	40%
02.211.0216	32	x	45	x	7	BA		8.75	20%	40%
02.411.0717	32	x	45	x	7	BA FKM		19.40	20%	40%
02.222.0090	32	x	45	x	7	BASL		9.65	20%	40%
02.225.1010	32	x	45	x	7	BASL-P	bis 10 Bar	9.65	20%	40%
02.111.0033	32	x	47	x	7	B1		12.65	20%	40%
02.211.0217	32	x	47	x	7	BA		8.75	20%	40%
02.411.0762	32	x	47	x	7	BA FKM		19.40	20%	40%
02.222.0091	32	x	47	x	7	BASL		9.65	20%	40%
02.225.0027	32	x	47	x	7	BASL-P	bis 10 Bar	9.65	20%	40%
02.111.0034	32	x	47	x	10	B1		12.65	20%	40%
02.211.0218	32	x	48	x	8	BA		8.75	20%	40%
02.211.0219	32	x	50	x	8	BA		8.75	20%	40%
02.121.0548	32	x	50	x	10	B2		14.95	20%	40%

Art.-Nr.	Ø innen		Ø aussen	Λ	Höhe	Bauform	Sonderausf. Eigensch.	< 5	≥ 5	≥ 10
02.211.0220	32	x	50	x	10	BA		8.75	20%	40%
02.222.0780	32	x	50	x	10	BASL		9.65	20%	40%
02.121.0014	32	x	50	x	12	B2		14.95	20%	40%
02.211.0802	32	x	52	x	5	BA		9.25	20%	40%
02.222.0092	32	x	52	x	7	BASL		10.20	20%	40%
02.111.0035	32	x	52	x	10	B1		13.05	20%	40%
02.211.0221	32	x	52	x	10	BA		9.25	20%	40%
02.112.0005	32	x	52	x	12	B1SL		14.35	20%	40%
02.211.0222	32	x	55	x	10	BA		9.25	20%	40%
02.211.0223	32	x	56	x	10	BA		9.35	20%	40%
02.222.0093	32	x	56	x	10	BASL		10.30	20%	40%
02.222.0094	32	x	62	x	10	BASL		10.65	20%	40%
02.121.0015	32	x	62	x	12	B2		16.45	20%	40%
02.211.0224	33	x	45	x	7	BA		8.75	20%	40%
02.222.0512	33	x	50	x	7	BASL		9.65	20%	40%
02.211.0226	33	x	50	x	10	BA		8.75	20%	40%
02.211.0227	33	x	52	x	6	BA		9.25	20%	40%
02.121.0603	33	x	52	x	10	B2		15.05	20%	40%
02.211.0672	34	x	44	x	7	BA		8.75	20%	40%
02.111.0036	34	x	45	x	7	B1		12.45	20%	40%
02.211.0228	34	x	46	x	8	BA		8.75	20%	40%
02.222.0095	34	x	47	x	7	BASL		9.65	20%	40%
02.121.0016	34	x	50	x	10	B2		14.95	20%	40%
02.111.0037	34	x	52	x	7	B1		13.05	20%	40%
02.111.0038	34	x	52	x	8	B1		13.05	20%	40%
02.211.0229	34	x	52	x	8	BA		9.25	20%	40%
02.111.0039	34	x	52	x	10	B1		13.05	20%	40%
02.121.0608	34	x	52	x	10	B2		15.05	20%	40%
02.211.0230	34	x	52	x	10	BA		9.25	20%	40%
02.121.0017	34	x	62	x	10	B2		16.45	20%	40%
02.211.0231	34	x	62	x	10	BA		9.70	20%	40%
02.121.0018	34	x	62	x	12	B2		16.45	20%	40%
02.121.0019	34	x	72	x	12	B2		17.10	20%	40%
02.112.0687	34.93	x	50.8	x	7.9	B1SL	Zoll CR 13569	18.92	20%	40%
02.220.0839	35	x	42	x	4	BASL OF	ohne Feder	9.65	20%	40%
02.510.0021	35	x	42	x	4	BA OF	ohne Feder	8.75	20%	40%
02.210.1016	35	x	45	x	4	BA OF	ohne Feder	8.75	20%	40%
02.510.0809	35	x	45	x	4	SD OF	ohne Feder	8.75	20%	40%
02.111.0659	35	x	45	x	7	B1		12.45	20%	40%
02.211.0232	35	x	45	x	7	BA		8.75	20%	40%
02.222.0681	35	x	45	x	7	BASL		9.65	20%	40%
02.111.0878	35	x	47	x	6	B1		12.65	20%	40%
02.225.1011	35	x	47	x	6	BASL-P	bis 10 Bar	9.65	20%	40%
02.111.0040	35	x	47	x	7	B1		12.65	20%	40%
02.211.0233	35	x	47	x	7	BA		8.75	20%	40%
02.411.0718	35	x	47	x	7	BA FKM		19.65	20%	40%
02.222.0096	35	x	47	x	7	BASL		9.65	20%	40%

Art.-Nr.	Ø innen		Ø aussen	Λ	Höhe	Bauform	Sonderausf. Eigensch.	< 5	≥ 5	≥ 10
02.211.0234	35	x	47	x	10	BA		8.75	20%	40%
02.211.0235	35	x	48	x	8	BA		8.75	20%	40%
02.211.0236	35	x	50	x	7	BA		8.75	20%	40%
02.411.0006	35	x	50	x	7	BA FKM		19.65	20%	40%
02.222.0097	35	x	50	x	7	BASL		9.65	20%	40%
02.121.0020	35	x	50	x	9	B2		14.95	20%	40%
02.121.0549	35	x	50	x	10	B2		14.95	20%	40%
02.211.0237	35	x	50	x	10	BA		8.75	20%	40%
02.222.0098	35	x	50	x	10	BASL		9.65	20%	40%
02.121.0021	35	x	50	x	12	B2		14.95	20%	40%
02.225.1002	35	x	52	x	6	BASL-P	bis 10 Bar	10.20	20%	40%
02.111.0680	35	x	52	x	7	B1		13.05	20%	40%
02.211.0238	35	x	52	x	7	BA		9.25	20%	40%
02.411.0719	35	x	52	x	7	BA FKM		20.40	20%	40%
02.222.0100	35	x	52	x	7	BASL		10.20	20%	40%
02.211.0239	35	x	52	x	10	BA		9.25	20%	40%
02.222.0101	35	x	52	x	10	BASL		10.20	20%	40%
02.211.0240	35	x	52	x	12	BA		9.25	20%	40%
02.211.0241	35	x	55	x	8	BA		9.25	20%	40%
02.222.0810	35	x	55	x	8	BASL		10.20	20%	40%
02.211.0242	35	x	55	x	10	BA		9.25	20%	40%
02.222.0102	35	x	55	x	10	BASL		10.20	20%	40%
02.111.0041	35	x	55	x	12	B1		13.05	20%	40%
02.211.0243	35	x	56	x	10	BA		9.35	20%	40%
02.222.0103	35	x	56	x	10	BASL		10.30	20%	40%
02.211.0244	35	x	56	x	12	BA		9.35	20%	40%
02.211.0670	35	x	58	x	7	BA		9.35	20%	40%
02.211.0245	35	x	58	x	10	BA		9.35	20%	40%
02.211.0246	35	x	60	x	10	BA		9.35	20%	40%
02.211.0247	35	x	62	x	7	BA		9.70	20%	40%
02.411.0720	35	x	62	x	7	BA FKM		22.10	20%	40%
02.222.0104	35	x	62	x	7	BASL		10.65	20%	40%
02.222.0105	35	x	62	x	8	BASL		10.65	20%	40%
02.211.0248	35	x	62	x	10	BA		9.70	20%	40%
02.222.0106	35	x	62	x	10	BASL		10.65	20%	40%
02.121.0504	35	x	62	x	12	B2		16.45	20%	40%
02.222.0107	35	x	62	x	12	BASL		10.65	20%	40%
02.211.0249	35	x	65	x	10	BA		9.70	20%	40%
02.222.0108	35	x	65	x	10	BASL		10.65	20%	40%
02.112.0521	35	x	72	x	7	B1SL		16.05	20%	40%
02.211.0250	35	x	72	x	10	BA		10.25	20%	40%
02.222.0109	35	x	72	x	10	BASL		11.30	20%	40%
02.111.0641	35	x	72	x	12	B1		14.60	20%	40%
02.222.0110	35	x	72	x	12	BASL		11.30	20%	40%
02.222.0111	35	x	80	x	10	BASL		11.50	20%	40%
02.121.0022	35	x	80	x	13	B2		17.75	20%	40%
02.211.0251	36	x	47	x	7	BA		8.75	20%	40%

Art.-Nr.	Ø innen		Ø aussen	Λ	Höhe	Bauform	Sonderausf. Eigensch.	< 5	≥ 5	≥ 10
02.211.0252	36	x	50	x	7	BA		8.75	20%	40%
02.222.0112	36	x	50	x	7	BASL		9.65	20%	40%
02.211.0253	36	x	52	x	7	BA		9.25	20%	40%
02.222.0836	36	x	52	x	10	BASL		10.20	20%	40%
02.211.0254	36	x	54	x	8	BA		9.25	20%	40%
02.211.0255	36	x	56	x	10	BA		9.35	20%	40%
02.211.0256	36	x	58	x	12	BA		9.35	20%	40%
02.211.0257	36	x	62	x	7	BA		9.70	20%	40%
02.222.0113	36	x	68	x	10	BASL		11.10	20%	40%
02.211.0258	36	x	75	x	12	BA		10.25	20%	40%
02.210.0635	37	x	47	x	4	BA OF	ohne Feder	8.75	20%	40%
02.220.1000	37	x	47	x	4	BASL OF	ohne Feder	9.65	20%	40%
02.222.0795	37	x	48	x	6	BASL		9.65	20%	40%
02.211.0600	37	x	52	x	8	BA		9.25	20%	40%
02.121.0023	37	x	52	x	10	B2		15.05	20%	40%
02.211.0259	37	x	62	x	8	BA		9.70	20%	40%
02.210.0014	38	x	48	x	4	BA OF	ohne Feder	8.75	20%	40%
02.211.0260	38	x	50	x	7	BA		8.75	20%	40%
02.222.0114	38	x	50	x	7	BASL		9.65	20%	40%
02.111.0669	38	x	52	x	7	B1		13.05	20%	40%
02.211.0261	38	x	52	x	7	BA		9.25	20%	40%
02.222.0116	38	x	52	x	7	BASL		10.20	20%	40%
02.111.0652	38	x	52	x	10	B1		13.05	20%	40%
02.211.0262	38	x	52	x	10	BA		9.25	20%	40%
02.113.0001	38	x	53	x	8	B1	Filzdichtung	13.05	20%	40%
02.211.0625	38	x	54	x	6.5	BA		9.25	20%	40%
02.211.0263	38	x	54	x	10	BA		9.25	20%	40%
02.411.0744	38	x	55	x	7	BA FKM		20.40	20%	40%
02.222.0117	38	x	55	x	7	BASL		10.20	20%	40%
02.211.0264	38	x	55	x	10	BA		9.25	20%	40%
02.222.0820	38	x	55	x	10	BASL		10.20	20%	40%
02.211.0265	38	x	56	x	10	BA		9.35	20%	40%
02.211.0266	38	x	60	x	10	BA		9.35	20%	40%
02.211.0267	38	x	62	x	7	BA		9.70	20%	40%
02.222.0118	38	x	62	x	7	BASL		10.65	20%	40%
02.211.0268	38	x	62	x	10	BA		9.70	20%	40%
02.222.0515	38	x	62	x	10	BASL		10.65	20%	40%
02.211.0269	38	x	65	x	10	BA		9.70	20%	40%
02.121.0024	38	x	65	x	12	B2		16.45	20%	40%
02.121.0025	38	x	66	x	12	B2		16.85	20%	40%
02.211.0270	38	x	72	x	10	BA		10.25	20%	40%
02.222.0119	38	x	74	x	10	BASL		11.30	20%	40%
02.111.0691	38.1	x	50.8	x	6.35	B1	Zoll CR 14857	17.20	20%	40%
02.111.0665	38.1	x	57.15	x	7.94	B1	Zoll CR 14938	18.05	20%	40%
02.510.0023	40	x	47	x	4	G OF	ohne Feder	8.75	20%	40%
02.210.1017	40	x	50	x	4	BA OF	ohne Feder	8.75	20%	40%
02.222.0120	40	x	50	x	7	BASL		9.65	20%	40%

Art.-Nr.	Ø innen		Ø aussen	∧	Höhe	Bauform	Sonderausf. Eigensch.	< 5	≥ 5	≥ 10
02.211.0271	40	x	50	x	8	BA		8.75	20%	40%
02.210.0015	40	x	52	x	5	BA OF	ohne Feder	9.25	20%	40%
02.211.0272	40	x	52	x	6	BA		9.25	20%	40%
02.111.0632	40	x	52	x	7	B1		13.05	20%	40%
02.211.0273	40	x	52	x	7	BA		9.25	20%	40%
02.222.0121	40	x	52	x	7	BASL		10.20	20%	40%
02.412.0004	40	x	52	x	7	BASL FKM		22.95	20%	40%
02.211.0274	40	x	52	x	10	BA		9.25	20%	40%
02.222.0834	40	x	52	x	10	BASL		10.20	20%	40%
02.112.0541	40	x	54	x	5.5	B1SL		14.35	20%	40%
02.222.0122	40	x	55	x	7	BASL		10.20	20%	40%
02.211.0275	40	x	55	x	8	BA		9.25	20%	40%
02.411.0007	40	x	55	x	8	BA FKM		20.40	20%	40%
02.222.0123	40	x	55	x	8	BASL		10.20	20%	40%
02.211.0276	40	x	55	x	10	BA		9.25	20%	40%
02.222.0124	40	x	55	x	10	BASL		10.20	20%	40%
02.211.0277	40	x	56	x	8	BA		9.35	20%	40%
02.222.0125	40	x	56	x	8	BASL		10.30	20%	40%
02.211.0278	40	x	56	x	10	BA		9.35	20%	40%
02.211.0279	40	x	56	x	12	BA		9.35	20%	40%
02.222.0126	40	x	58	x	9	BASL		10.30	20%	40%
02.211.0282	40	x	60	x	7	BA		9.35	20%	40%
02.111.0044	40	x	60	x	10	B1		13.35	20%	40%
02.211.0283	40	x	60	x	10	BA		9.35	20%	40%
02.222.0127	40	x	60	x	10	BASL		10.30	20%	40%
02.412.0005	40	x	60	x	10	BASL FKM		23.25	20%	40%
02.121.0026	40	x	60	x	12	B2		15.70	20%	40%
02.225.1007	40	x	62	x	6	BASL-P	bis 10 Bar	10.65	20%	40%
02.111.0045	40	x	62	x	7	B1		13.80	20%	40%
02.211.0284	40	x	62	x	7	BA		9.70	20%	40%
02.222.0128	40	x	62	x	7	BASL		10.65	20%	40%
02.112.0006	40	x	62	x	10	B1SL		15.20	20%	40%
02.211.0285	40	x	62	x	10	BA		9.70	20%	40%
02.411.0721	40	x	62	x	10	BA FKM		22.10	20%	40%
02.222.0129	40	x	62	x	10	BASL		10.65	20%	40%
02.121.0748	40	x	62	x	12	B2		16.45	20%	40%
02.211.0286	40	x	62	x	12	BA		9.70	20%	40%
02.222.0766	40	x	62	x	12	BASL		10.65	20%	40%
02.211.0287	40	x	63	x	10	BA		9.70	20%	40%
02.211.0288	40	x	65	x	10	BA		9.70	20%	40%
02.222.0784	40	x	65	x	10	BASL		10.65	20%	40%
02.121.0607	40	x	65	x	12	B2		16.45	20%	40%
02.222.0130	40	x	68	x	7	BASL		11.10	20%	40%
02.222.0764	40	x	68	x	8	BASL		11.10	20%	40%
02.211.0289	40	x	68	x	10	BA		10.05	20%	40%
02.211.0700	40	x	70	x	10	BA		10.05	20%	40%
02.211.0290	40	x	72	x	7	BA		10.25	20%	40%

Art.-Nr.	Ø innen		Ø aussen	Λ	Höhe	Bauform	Sonderausf. Eigensch.	< 5	≥ 5	≥ 10
02.222.0132	40	x	72	x	7	BASL		11.30	20%	40%
02.211.0291	40	x	72	x	10	BA		10.25	20%	40%
02.222.0133	40	x	72	x	10	BASL		11.30	20%	40%
02.121.0640	40	x	72	x	12	B2		17.10	20%	40%
02.222.0854	40	x	80	x	7	BASL		11.50	20%	40%
02.211.0292	40	x	80	x	10	BA		10.45	20%	40%
02.222.0134	40	x	80	x	10	BASL		11.50	20%	40%
02.222.0135	40	x	80	x	12	BASL		11.50	20%	40%
02.211.0838	40	x	85	x	10	BA		10.95	20%	40%
02.222.0136	40	x	90	x	10	BASL		12.05	20%	40%
02.211.0293	41	x	62	x	10	BA		9.70	20%	40%
02.112.0688	41.28	x	63.5	x	7.9	B1SL	Zoll CR 16246	20.79	20%	40%
02.210.0016	42	x	52	x	4	BA OF	ohne Feder	9.25	20%	40%
02.510.0754	42	x	52	x	4	G OF	ohne Feder	9.25	20%	40%
02.222.0137	42	x	52	x	8	BASL		10.20	20%	40%
02.112.0007	42	x	55	x	7	B1SL		14.35	20%	40%
02.211.0294	42	x	55	x	7	BA		9.25	20%	40%
02.211.0295	42	x	55	x	8	BA		9.25	20%	40%
02.411.0860	42	x	55	x	8	BA FKM		20.40	20%	40%
02.211.0296	42	x	56	x	7	BA		9.35	20%	40%
02.222.0138	42	x	56	x	7	BASL		10.30	20%	40%
02.222.0139	42	x	58	x	8	BASL		10.30	20%	40%
02.111.0047	42	x	58	x	9	B1		13.35	20%	40%
02.211.0297	42	x	60	x	10	BA		9.35	20%	40%
02.222.0140	42	x	60	x	12	BASL		10.30	20%	40%
02.111.0048	42	x	62	x	7	B1		13.80	20%	40%
02.112.1001	42	x	62	x	7	B1SL		15.20	20%	40%
02.225.1012	42	x	62	x	7	BASL-P	bis 10 Bar	10.65	20%	40%
02.211.0298	42	x	62	x	8	BA		9.70	20%	40%
02.222.0141	42	x	62	x	8	BASL		10.65	20%	40%
02.211.0299	42	x	62	x	10	BA		9.70	20%	40%
02.222.0142	42	x	62	x	10	BASL		10.65	20%	40%
02.211.0300	42	x	62	x	12	BA		9.70	20%	40%
02.211.0301	42	x	65	x	10	BA		9.70	20%	40%
02.222.0143	42	x	65	x	10	BASL		10.65	20%	40%
02.211.0302	42	x	65	x	12	BA		9.70	20%	40%
02.222.0755	42	x	68	x	10	BASL		11.10	20%	40%
02.211.0303	42	x	70	x	10	BA		10.05	20%	40%
02.121.0027	42	x	70	x	12	B2		16.85	20%	40%
02.222.0144	42	x	72	x	8	BASL		11.30	20%	40%
02.211.0304	42	x	72	x	10	BA		10.25	20%	40%
02.222.0145	42	x	72	x	10	BASL		11.30	20%	40%
02.211.0305	43	x	60	x	10	BA		9.35	20%	40%
02.211.0306	44	x	60	x	10	BA		9.35	20%	40%
02.222.0307	44	x	62	x	10	BASL		10.65	20%	40%
02.211.0308	44	x	65	x	10	BA		9.70	20%	40%
02.211.0309	44	x	72	x	10	BA		10.25	20%	40%

Art.-Nr.	Ø innen		Ø aussen	Λ	Höhe	Bauform	Sonderausf. Eigensch.	< 5	≥ 5	≥ 10
02.111.0661	44.45	x	63.5	x	7.937	B1	Zoll CR 17386	18.90	20%	40%
02.210.0830	45	x	52	x	4	BA OF	ohne Feder	9.25	20%	40%
02.510.0025	45	x	52	x	4	G OF	ohne Feder	9.25	20%	40%
02.210.0870	45	x	55	x	4	BA OF	ohne Feder	9.25	20%	40%
02.510.0026	45	x	55	x	4	SD OF	ohne Feder	9.25	20%	40%
02.111.0049	45	x	55	x	7	B1		13.05	20%	40%
02.412.0846	45	x	55	x	7	BA FKM		20.40	20%	40%
02.225.1006	45	x	55	x	7	BASL-P	bis 10 Bar	10.20	20%	40%
02.211.0787	45	x	56	x	7	BA		9.35	20%	40%
02.222.0146	45	x	58	x	7	BASL		10.30	20%	40%
02.111.0631	45	x	60	x	7	B1		13.35	20%	40%
02.211.0310	45	x	60	x	7	BA		9.35	20%	40%
02.411.0722	45	x	60	x	7	BA FKM		21.70	20%	40%
02.222.0147	45	x	60	x	7	BASL		10.30	20%	40%
02.122.0696	45	x	60	x	8	B2SL		17.25	20%	40%
02.211.0311	45	x	60	x	8	BA		9.35	20%	40%
02.222.0148	45	x	60	x	8	BASL		10.30	20%	40%
02.111.0050	45	x	60	x	10	B1		13.35	20%	40%
02.211.0312	45	x	60	x	10	BA		9.35	20%	40%
02.222.0848	45	x	60	x	10	BASL		10.30	20%	40%
02.121.0028	45	x	60	x	12	B2		15.70	20%	40%
02.211.0313	45	x	62	x	5	BA		9.70	20%	40%
02.112.1000	45	x	62	x	7	B1SL		15.20	20%	40%
02.211.0314	45	x	62	x	7	BA		9.70	20%	40%
02.225.0028	45	x	62	x	7	BASL-P	bis 10 Bar	10.65	20%	40%
02.211.0315	45	x	62	x	8	BA		9.70	20%	40%
02.222.0149	45	x	62	x	8	BASL		10.65	20%	40%
02.112.1002	45	x	62	x	10	B1SL		15.20	20%	40%
02.211.0316	45	x	62	x	10	BA		9.70	20%	40%
02.222.0150	45	x	62	x	10	BASL		10.65	20%	40%
02.412.0841	45	x	62	x	10	BASL FKM		23.45	20%	40%
02.111.0052	45	x	62	x	12	B1		13.80	20%	40%
02.122.0639	45	x	62	x	12	B2SL		18.10	20%	40%
02.211.0317	45	x	62	x	12	BA		9.70	20%	40%
02.222.0851	45	x	62	x	12	BASL		10.65	20%	40%
02.225.0029	45	x	65	x	7	BASL-P	bis 10 Bar	10.65	20%	40%
02.211.0318	45	x	65	x	8	BA		9.70	20%	40%
02.411.0008	45	x	65	x	8	BA FKM		22.10	20%	40%
02.222.0151	45	x	65	x	8	BASL		10.65	20%	40%
02.412.0745	45	x	65	x	8	BASL FKM		23.45	20%	40%
02.211.0319	45	x	65	x	10	BA		9.70	20%	40%
02.411.0723	45	x	65	x	10	BA FKM		22.10	20%	40%
02.222.0152	45	x	65	x	10	BASL		10.65	20%	40%
02.111.0053	45	x	65	x	12	B1		13.80	20%	40%
02.211.0320	45	x	66	x	6	BA		10.05	20%	40%
02.211.0321	45	x	68	x	8	BA		10.05	20%	40%
02.211.0322	45	x	68	x	10	BA		10.05	20%	40%

Art.-Nr.	Ø innen		Ø aussen	Λ	Höhe	Bauform	Sonderausf. Eigensch.	< 5	≥ 5	≥ 10
02.222.0153	45	x	68	x	10	BASL		11.10	20%	40%
02.121.0030	45	x	70	x	10	B2		16.85	20%	40%
02.211.0323	45	x	70	x	10	BA		10.05	20%	40%
02.211.0324	45	x	70	x	12	BA		10.05	20%	40%
02.211.0325	45	x	72	x	8	BA		10.25	20%	40%
02.222.0155	45	x	72	x	8	BASL		11.30	20%	40%
02.111.0054	45	x	72	x	10	B1		14.60	20%	40%
02.121.0031	45	x	72	x	10	B2		17.10	20%	40%
02.211.0326	45	x	72	x	10	BA		10.25	20%	40%
02.222.0156	45	x	72	x	10	BASL		11.30	20%	40%
02.121.0530	45	x	72	x	12	B2		17.10	20%	40%
02.222.0157	45	x	75	x	8	BASL		11.30	20%	40%
02.222.0158	45	x	75	x	10	BASL		11.30	20%	40%
02.121.0032	45	x	75	x	12	B2		17.10	20%	40%
02.211.0327	45	x	80	x	10	BA		10.45	20%	40%
02.222.0159	45	x	80	x	10	BASL		11.50	20%	40%
02.121.0033	45	x	80	x	13	B2		17.75	20%	40%
02.222.0160	45	x	85	x	10	BASL		12.05	20%	40%
02.121.0676	45	x	85	x	13	B2		18.85	20%	40%
02.222.0161	45	x	90	x	10	BASL		12.05	20%	40%
02.211.0476	46	x	58	x	5	BA		9.35	20%	40%
02.211.0699	46	x	64	x	8	BA		9.70	20%	40%
02.211.0328	46	x	72	x	10	BA		10.25	20%	40%
02.211.0329	47	x	62	x	6	BA		9.70	20%	40%
02.225.1009	47	x	62	x	7	BASL-P	bis 10 Bar	10.65	20%	40%
02.211.0330	47	x	62	x	8	BA		9.70	20%	40%
02.211.0331	47	x	65	x	10	BA		9.70	20%	40%
02.111.0692	47.63	x	69.85	x	9.52	B1	Zoll	19.40	20%	40%
02.211.0332	48	x	60	x	10	BA		9.35	20%	40%
02.211.0333	48	x	62	x	8	BA		9.70	20%	40%
02.411.0724	48	x	62	x	8	BA FKM		22.10	20%	40%
02.222.0162	48	x	62	x	8	BASL		10.65	20%	40%
02.211.0816	48	x	62	x	10	BA		9.70	20%	40%
02.121.0034	48	x	65	x	10	B2		16.45	20%	40%
02.211.0334	48	x	65	x	10	BA		9.70	20%	40%
02.222.0163	48	x	65	x	10	BASL		10.65	20%	40%
02.121.0035	48	x	65	x	12	B2		16.45	20%	40%
02.111.0627	48	x	66	x	10	B1		14.25	20%	40%
02.222.0164	48	x	68	x	10	BASL		11.10	20%	40%
02.211.0335	48	x	70	x	10	BA		10.05	20%	40%
02.211.0336	48	x	72	x	7	BA		10.25	20%	40%
02.211.0337	48	x	72	x	8	BA		10.25	20%	40%
02.222.0165	48	x	72	x	8	BASL		11.30	20%	40%
02.211.0338	48	x	72	x	10	BA		10.25	20%	40%
02.211.0339	48	x	72	x	12	BA		10.25	20%	40%
02.222.0166	48	x	72	x	12	BASL		11.30	20%	40%
02.211.0507	48	x	80	x	8	BA		10.45	20%	40%

Art.-Nr.	Ø innen		Ø aussen	Λ	Höhe	Bauform	Sonderausf. Eigensch.	< 5	≥ 5	≥ 10
02.211.0340	48	x	80	x	10	BA		10.45	20%	40%
02.211.0846	48	x	85	x	10	BA		10.95	20%	40%
02.110.1001	50	x	58	x	4	B1 OF	ohne Feder	13.35	20%	40%
02.510.0027	50	x	58	x	4	G OF	ohne Feder	9.35	20%	40%
02.510.0808	50	x	58	x	4	SD OF	ohne Feder	9.35	20%	40%
02.211.0710	50	x	60	x	10	BA		9.35	20%	40%
02.110.1008	50	x	62	x	5	B1 OF	ohne Feder	13.80	20%	40%
02.210.0017	50	x	62	x	5	BA OF	ohne Feder	9.70	20%	40%
02.222.0167	50	x	62	x	7	BASL		10.65	20%	40%
02.111.0056	50	x	62	x	10	B1		13.80	20%	40%
02.112.0697	50	x	65	x	8	B1SL		15.20	20%	40%
02.211.0341	50	x	65	x	8	BA		9.70	20%	40%
02.411.0725	50	x	65	x	8	BA FKM		22.10	20%	40%
02.222.0168	50	x	65	x	8	BASL		10.65	20%	40%
02.211.0342	50	x	65	x	10	BA		9.70	20%	40%
02.211.0343	50	x	68	x	8	BA		10.05	20%	40%
02.411.0763	50	x	68	x	8	BA FKM		22.95	20%	40%
02.222.0169	50	x	68	x	8	BASL		11.10	20%	40%
02.211.0344	50	x	68	x	10	BA		10.05	20%	40%
02.222.0170	50	x	68	x	10	BASL		11.10	20%	40%
02.121.0036	50	x	68	x	12	B2		16.85	20%	40%
02.211.0345	50	x	68	x	12	BA		10.05	20%	40%
02.111.0058	50	x	68	x	14	B1		14.25	20%	40%
02.211.0346	50	x	70	x	8	BA		10.05	20%	40%
02.211.0347	50	x	70	x	10	BA		10.05	20%	40%
02.411.0726	50	x	70	x	10	BA FKM		22.95	20%	40%
02.222.0171	50	x	70	x	10	BASL		11.10	20%	40%
02.111.0059	50	x	70	x	12	B1		14.25	20%	40%
02.121.0037	50	x	70	x	12	B2		16.85	20%	40%
02.211.0348	50	x	70	x	12/8	BA		10.05	20%	40%
02.225.0003	50	x	72	x	7	BASL-P	bis 10 Bar	11.30	20%	40%
02.211.0349	50	x	72	x	8	BA		10.25	20%	40%
02.411.0009	50	x	72	x	8	BA FKM		23.25	20%	40%
02.222.0172	50	x	72	x	8	BASL		11.30	20%	40%
02.121.0636	50	x	72	x	10	B2		17.10	20%	40%
02.211.0350	50	x	72	x	10	BA		10.25	20%	40%
02.411.0728	50	x	72	x	10	BA FKM		23.25	20%	40%
02.222.0173	50	x	72	x	10	BASL		11.30	20%	40%
02.121.0038	50	x	72	x	12	B2		17.10	20%	40%
02.222.0174	50	x	72	x	12	BASL		11.30	20%	40%
02.211.0351	50	x	75	x	10	BA		10.25	20%	40%
02.121.0039	50	x	75	x	12	B2		17.10	20%	40%
02.211.0352	50	x	80	x	8	BA		10.45	20%	40%
02.411.0729	50	x	80	x	8	BA FKM		23.45	20%	40%
02.222.0175	50	x	80	x	8	BASL		11.50	20%	40%
02.211.0353	50	x	80	x	10	BA		10.45	20%	40%
02.222.0176	50	x	80	x	10	BASL		11.50	20%	40%

Art.-Nr.	Ø innen		Ø aussen	Λ	Höhe	Bauform	Sonderausf. Eigensch.	< 5	≥ 5	≥ 10
02.211.0354	50	x	80	x	13	BA		10.45	20%	40%
02.222.0177	50	x	85	x	10	BASL		12.05	20%	40%
02.121.0040	50	x	85	x	13	B2		18.85	20%	40%
02.211.0355	50	x	90	x	10	BA		10.95	20%	40%
02.222.0178	50	x	90	x	10	BASL		12.05	20%	40%
02.121.0041	50	x	90	x	13	B2		19.20	20%	40%
02.122.0660	50.8	x	76.2	x	9.5	B2SL	Zoll CR 19970	22.44	20%	40%
02.211.0356	51	x	72	x	10	BA		10.25	20%	40%
02.111.0060	52	x	68	x	7	B1		14.25	20%	40%
02.411.0534	52	x	68	x	8	BA FKM		22.95	20%	40%
02.222.0179	52	x	68	x	8	BASL		11.10	20%	40%
02.111.0061	52	x	68	x	10	B1		14.25	20%	40%
02.211.0357	52	x	68	x	10	BA		10.05	20%	40%
02.222.1006	52	x	70	x	9	BASL		11.10	20%	40%
02.211.0791	52	x	72	x	8	BA		10.25	20%	40%
02.411.0861	52	x	72	x	8	BA FKM		23.25	20%	40%
02.222.0500	52	x	72	x	8	BASL		11.30	20%	40%
02.121.0042	52	x	72	x	10	B2		17.10	20%	40%
02.211.0358	52	x	72	x	10	BA		10.25	20%	40%
02.112.0008	52	x	72	x	12	B1SL		16.05	20%	40%
02.211.0551	52	x	75	x	10	BA		10.25	20%	40%
02.211.0359	52	x	75	x	12	BA		10.25	20%	40%
02.211.1002	52	x	80	x	10	BA		14.95	20%	40%
02.211.0360	52	x	85	x	10	BA		10.95	20%	40%
02.211.0361	53	x	68	x	10/8	BA		10.05	20%	40%
02.111.0708	53.98	x	73.03	x	6.4	B1	Zoll	19.65	20%	40%
02.121.0824	53.98	x	73.03	x	6.4	B2	Zoll 21101	41.20	20%	40%
02.211.0362	54	x	70	x	10	BA		10.05	20%	40%
02.211.0363	54	x	72	x	10	BA		10.25	20%	40%
02.210.1018	55	x	63	x	5	BA OF	ohne Feder	9.70	20%	40%
02.211.0364	55	x	68	x	8	BA		10.05	20%	40%
02.222.1005	55	x	68	x	8	BASL		11.10	20%	40%
02.112.0009	55	x	70	x	8	B1SL		15.70	20%	40%
02.211.0552	55	x	70	x	8	BA		10.05	20%	40%
02.411.0730	55	x	70	x	8	BA FKM		22.95	20%	40%
02.222.1003	55	x	70	x	8	BASL		11.10	20%	40%
02.211.0365	55	x	70	x	10	BA		10.05	20%	40%
02.211.0792	55	x	72	x	8	BA		10.25	20%	40%
02.222.0180	55	x	72	x	8	BASL		11.30	20%	40%
02.121.0529	55	x	72	x	10	B2		17.10	20%	40%
02.211.0366	55	x	72	x	10	BA		10.25	20%	40%
02.411.0731	55	x	72	x	10	BA FKM		23.25	20%	40%
02.222.0181	55	x	72	x	10	BASL		11.30	20%	40%
02.111.0062	55	x	72	x	12	B1		14.60	20%	40%
02.222.0873	55	x	75	x	8	BASL		11.30	20%	40%
02.222.0183	55	x	75	x	9/11	BASL		11.30	20%	40%
02.211.0368	55	x	75	x	10	BA		10.25	20%	40%

Art.-Nr.	Ø innen		Ø aussen	Λ	Höhe	Bauform	Sonderausf. Eigensch.	< 5	≥ 5	≥ 10
02.222.0182	55	x	75	x	10	BASL		11.30	20%	40%
02.121.0863	55	x	75	x	12	B2		17.10	20%	40%
02.211.0519	55	x	78	x	10	BA		10.45	20%	40%
02.211.0369	55	x	80	x	8	BA		10.45	20%	40%
02.222.0184	55	x	80	x	8	BASL		11.50	20%	40%
02.111.0063	55	x	80	x	10	B1		14.95	20%	40%
02.121.0043	55	x	80	x	10	B2		17.75	20%	40%
02.211.0370	55	x	80	x	10	BA		10.45	20%	40%
02.222.0185	55	x	80	x	10	BASL		11.50	20%	40%
02.112.1003	55	x	80	x	13	B1SL		16.05	20%	40%
02.211.0371	55	x	80	x	13	BA		10.45	20%	40%
02.111.0064	55	x	85	x	8	B1		16.40	20%	40%
02.211.0372	55	x	85	x	8	BA		10.95	20%	40%
02.121.0044	55	x	85	x	10	B2		18.85	20%	40%
02.211.0373	55	x	85	x	10	BA		10.95	20%	40%
02.222.0186	55	x	85	x	10	BASL		12.05	20%	40%
02.222.0187	55	x	90	x	8	BASL		12.05	20%	40%
02.211.0374	55	x	90	x	10	BA		10.95	20%	40%
02.411.0732	55	x	90	x	10	BA FKM		30.15	20%	40%
02.222.0188	55	x	90	x	10	BASL		12.05	20%	40%
02.121.0045	55	x	90	x	13	B2		19.20	20%	40%
02.222.0189	55	x	100	x	10	BASL		12.30	20%	40%
02.211.0649	56	x	70	x	8	BA		10.05	20%	40%
02.111.0065	56	x	72	x	8	B1		14.60	20%	40%
02.211.0376	56	x	72	x	8	BA		10.25	20%	40%
02.225.0750	56	x	72	x	8	BASL-P	bis 10 Bar	11.30	20%	40%
02.211.0377	56	x	72	x	10	BA		10.25	20%	40%
02.211.0378	56	x	80	x	8	BA		10.45	20%	40%
02.121.0046	56	x	80	x	10	B2		32.90	20%	40%
02.211.0379	56	x	85	x	8	BA		10.95	20%	40%
02.111.0693	57.15	x	76.2	x	9.52	B1	Zoll CR 22353	20.40	20%	40%
02.110.1009	58	x	65	x	3.5	B1 OF	ohne Feder	9.70	20%	40%
02.211.0380	58	x	72	x	8	BA		10.25	20%	40%
02.222.0190	58	x	72	x	9	BASL		11.30	20%	40%
02.211.0789	58	x	75	x	10	BA		10.25	20%	40%
02.222.0191	58	x	78	x	8	BASL		11.50	20%	40%
02.121.0047	58	x	78	x	13	B2		17.75	20%	40%
02.211.0381	58	x	78	x	13	BA		10.45	20%	40%
02.211.0382	58	x	80	x	8	BA		10.45	20%	40%
02.222.0844	58	x	80	x	9	BASL		11.50	20%	40%
02.211.0383	58	x	80	x	10	BA		10.45	20%	40%
02.225.0031	58	x	80	x	10	BASL-P	bis 10 Bar	11.50	20%	40%
02.222.0192	58	x	90	x	10	BASL		12.05	20%	40%
02.111.0647	60	x	70	x	7	B1		14.25	20%	40%
02.111.0610	60	x	72	x	8	B1		14.60	20%	40%
02.211.0384	60	x	75	x	8	BA		10.25	20%	40%
02.411.0733	60	x	75	x	8	BA FKM		23.25	20%	40%

Art.-Nr.	Ø innen		Ø aussen	Λ	Höhe	Bauform	Sonderausf. Eigensch.	< 5	≥ 5	≥ 10
02.222.0193	60	x	75	x	8	BASL		11.30	20%	40%
02.211.0756	60	x	78	x	10	BA		10.45	20%	40%
02.225.0032	60	x	80	x	7	BASL-P	bis 10 Bar	11.50	20%	40%
02.211.0385	60	x	80	x	8	BA		10.45	20%	40%
02.222.0194	60	x	80	x	8	BASL		11.50	20%	40%
02.111.0664	60	x	80	x	10	B1		14.95	20%	40%
02.121.0050	60	x	80	x	10	B2		17.75	20%	40%
02.211.0386	60	x	80	x	10	BA		10.45	20%	40%
02.411.0734	60	x	80	x	10	BA FKM		23.45	20%	40%
02.222.0195	60	x	80	x	10	BASL		11.50	20%	40%
02.112.0010	60	x	80	x	13	B1SL		16.05	20%	40%
02.121.0702	60	x	80	x	13	B2		17.75	20%	40%
02.411.0835	60	x	82	x	12	BASL FKM		31.15	20%	40%
02.211.0388	60	x	85	x	8	BA		10.95	20%	40%
02.121.0051	60	x	85	x	10	B2		18.85	20%	40%
02.211.0389	60	x	85	x	10	BA		10.95	20%	40%
02.222.0196	60	x	85	x	10	BASL		12.05	20%	40%
02.111.0067	60	x	85	x	13	B1		16.40	20%	40%
02.211.0390	60	x	90	x	8	BA		10.95	20%	40%
02.211.0391	60	x	90	x	10	BA		10.95	20%	40%
02.222.0197	60	x	90	x	10	BASL		12.05	20%	40%
02.112.0011	60	x	90	x	13	B1SL		18.30	20%	40%
02.211.0392	60	x	90	x	13	BA		10.95	20%	40%
02.211.0393	60	x	95	x	10	BA		10.95	20%	40%
02.222.0198	60	x	95	x	10	BASL		12.05	20%	40%
02.211.0394	60	x	100	x	10	BA		11.20	20%	40%
02.211.0840	60	x	110	x	12	BA		11.20	20%	40%
02.121.0673	60.3	x	89	x	11.1	B2	Zoll	66.50	20%	40%
02.211.0620	61.91	x	82.55	x	9.52	BA	Zoll	10.95	20%	40%
02.121.0615	62	x	80	x	10	B2		17.75	20%	40%
02.211.0395	62	x	80	x	10	BA		10.45	20%	40%
02.211.0396	62	x	85	x	10	BA		10.95	20%	40%
02.222.0199	62	x	85	x	12	BASL		12.05	20%	40%
02.121.0052	62	x	85	x	13	B2		18.85	20%	40%
02.211.0397	62	x	90	x	10	BA		10.95	20%	40%
02.222.0200	62	x	90	x	10	BASL		12.05	20%	40%
02.121.0054	62	x	90	x	12	B2		19.20	20%	40%
02.211.0398	62	x	100	x	12	BA		11.20	20%	40%
02.222.0201	63	x	80	x	9	BASL		11.50	20%	40%
02.121.0055	63	x	85	x	10	B2		18.85	20%	40%
02.211.0399	63	x	85	x	10	BA		10.95	20%	40%
02.222.0202	63	x	85	x	10	BASL		12.05	20%	40%
02.211.0400	64	x	80	x	8	BA		10.45	20%	40%
02.122.0001	64	x	90	x	13	B2SL		21.10	20%	40%
02.211.0401	65	x	80	x	8	BA		10.45	20%	40%
02.222.0203	65	x	80	x	10	BASL		11.50	20%	40%
02.411.0010	65	x	85	x	8	BA FKM		24.05	20%	40%

Art.-Nr.	Ø innen		Ø aussen	∧	Höhe	Bauform	Sonderausf. Eigensch.	< 5	≥ 5	≥ 10
02.225.1003	65	x	85	x	8	BASL-P	bis 10 Bar	12.05	20%	40%
02.211.0402	65	x	85	x	10	BA		10.95	20%	40%
02.411.0011	65	x	85	x	10	BA FKM		24.05	20%	40%
02.222.0204	65	x	85	x	10	BASL		12.05	20%	40%
02.211.0403	65	x	85	x	12	BA		10.95	20%	40%
02.222.0623	65	x	85	x	12	BASL		12.05	20%	40%
02.222.0205	65	x	85	x	13	BASL		12.05	20%	40%
02.112.0012	65	x	90	x	10	B1SL		18.30	20%	40%
02.121.0511	65	x	90	x	10	B2		19.20	20%	40%
02.211.0404	65	x	90	x	10	BA		10.95	20%	40%
02.222.0206	65	x	90	x	10	BASL		12.05	20%	40%
02.111.0069	65	x	90	x	13	B1		16.65	20%	40%
02.112.0013	65	x	90	x	13	B1SL		18.30	20%	40%
02.211.0405	65	x	95	x	10	BA		10.95	20%	40%
02.222.0207	65	x	100	x	10	BASL		12.30	20%	40%
02.112.0014	65	x	100	x	13	B1SL		19.60	20%	40%
02.222.0624	65	x	120	x	10	BASL		13.80	20%	40%
02.111.0070	68	x	80	x	8	B1		14.95	20%	40%
02.112.0775	68	x	85	x	8	B1SL		18.05	20%	40%
02.111.0071	68	x	85	x	10	B1		16.40	20%	40%
02.211.0406	68	x	85	x	10	BA		10.95	20%	40%
02.222.0826	68	x	85	x	10	BASL		12.05	20%	40%
02.211.0407	68	x	90	x	10	BA		10.95	20%	40%
02.225.0004	68	x	90	x	10	BASL-P	bis 10 Bar	12.05	20%	40%
02.121.0527	68	x	95	x	13	B2		19.95	20%	40%
02.211.0408	69	x	90	x	10	BA		10.95	20%	40%
02.211.0409	70	x	85	x	7	BA		10.95	20%	40%
02.111.0072	70	x	85	x	8	B1		16.40	20%	40%
02.112.0016	70	x	85	x	8	B1SL		18.05	20%	40%
02.211.0410	70	x	85	x	8	BA		10.95	20%	40%
02.222.0208	70	x	85	x	8	BASL		12.05	20%	40%
02.225.0005	70	x	90	x	7	BASL-P	bis 10 Bar	12.05	20%	40%
02.111.0668	70	x	90	x	10	B1		16.65	20%	40%
02.411.0740	70	x	90	x	10	BA FKM		30.15	20%	40%
02.222.0209	70	x	90	x	10	BASL		12.05	20%	40%
02.211.0776	70	x	90	x	13	BA		10.95	20%	40%
02.222.0210	70	x	92	x	12	BASL		12.05	20%	40%
02.211.0412	70	x	95	x	10	BA		10.95	20%	40%
02.211.0413	70	x	95	x	13	BA		10.95	20%	40%
02.211.0414	70	x	100	x	10	BA		11.20	20%	40%
02.222.0211	70	x	100	x	10	BASL		12.30	20%	40%
02.211.0415	70	x	100	x	12	BA		11.20	20%	40%
02.222.0212	70	x	100	x	12	BASL		12.30	20%	40%
02.222.0876	70	x	100	x	13	BASL		12.30	20%	40%
02.211.0416	70	x	105	x	13	BA		11.75	20%	40%
02.211.0853	70	x	110	x	8	BA		12.00	20%	40%
02.222.0213	70	x	110	x	10	BASL		13.20	20%	40%

Art.-Nr.	Ø innen		Ø aussen	Λ	Höhe	Bauform	Sonderausf. Eigensch.	< 5	≥ 5	≥ 10
02.211.0417	70	x	110	x	12	BA		12.00	20%	40%
02.222.0214	70	x	110	x	12	BASL		13.20	20%	40%
02.222.0215	70	x	110	x	13	BASL		13.20	20%	40%
02.111.0073	70	x	120	x	10	B1		21.05	20%	40%
02.211.0418	70	x	120	x	13	BA		12.55	20%	40%
02.211.0535	72	x	90	x	10	BA		10.95	20%	40%
02.211.0419	72	x	95	x	10	BA		10.95	20%	40%
02.222.1007	72	x	95	x	10	BASL		12.05	20%	40%
02.115.1000	72	x	95	x	13	B1SL-P	bis 10 Bar	19.10	20%	40%
02.222.0216	72	x	100	x	10	BASL		12.30	20%	40%
02.121.0058	73	x	95	x	10	B2		19.95	20%	40%
02.211.0420	75	x	90	x	8	BA		10.95	20%	40%
02.222.0218	75	x	90	x	8	BASL		12.05	20%	40%
02.411.0741	75	x	90	x	10	BA FKM		30.15	20%	40%
02.225.0006	75	x	90	x	10	BASL-P	bis 10 Bar	12.05	20%	40%
02.222.0219	75	x	95	x	9	BASL		12.05	20%	40%
02.112.0017	75	x	95	x	10	B1SL		19.10	20%	40%
02.121.0059	75	x	95	x	10	B2		19.95	20%	40%
02.222.0842	75	x	95	x	10	BASL		12.05	20%	40%
02.412.0651	75	x	95	x	10	BASL FKM		33.40	20%	40%
02.225.0033	75	x	95	x	10	BASL-P	bis 10 Bar	12.05	20%	40%
02.211.0421	75	x	95	x	12	BA		10.95	20%	40%
02.121.0060	75	x	95	x	13	B2		19.95	20%	40%
02.211.0422	75	x	100	x	10	BA		11.20	20%	40%
02.411.0742	75	x	100	x	10	BA FKM		31.15	20%	40%
02.222.0220	75	x	100	x	10	BASL		12.30	20%	40%
02.121.0061	75	x	100	x	12	B2		19.95	20%	40%
02.211.0423	75	x	100	x	12	BA		11.20	20%	40%
02.222.0221	75	x	100	x	12	BASL		12.30	20%	40%
02.121.0874	75	x	100	x	13	B2		20.20	20%	40%
02.112.0528	75	x	100	x	13	B1SL		19.60	20%	40%
02.211.0424	75	x	100	x	13	BA		11.20	20%	40%
02.222.0862	75	x	100	x	13	BASL		12.30	20%	40%
02.121.0062	75	x	105	x	13	B2		20.40	20%	40%
02.211.0553	75	x	110	x	12	BA		12.00	20%	40%
02.222.0222	75	x	110	x	12	BASL		13.20	20%	40%
02.211.0425	75	x	110	x	13	BA		12.00	20%	40%
02.211.0643	75	x	115	x	10	BA		12.55	20%	40%
02.121.0063	75	x	115	x	13	B2		26.20	20%	40%
02.211.0426	75	x	120	x	12	BA		12.55	20%	40%
02.211.0427	78	x	100	x	10	BA		11.20	20%	40%
02.121.0064	78	x	105	x	13	B2		20.40	20%	40%
02.510.0855	80	x	90	x	5	G		12.00	20%	40%
02.211.0428	80	x	95	x	8	BA		10.95	20%	40%
02.225.1008	80	x	100	x	7	BASL-P	bis 10 Bar	12.30	20%	40%
02.121.0065	80	x	100	x	10	B2		37.50	20%	40%
02.211.0429	80	x	100	x	10	BA		11.20	20%	40%

Art.-Nr.	Ø innen		Ø aussen	∧	Höhe	Bauform	Sonderausf. Eigensch.	< 5	≥ 5	≥ 10
02.411.0743	80	x	100	x	10	BA FKM		31.15	20%	40%
02.222.0223	80	x	100	x	10	BASL		12.30	20%	40%
02.222.0616	80	x	100	x	12	BASL		12.30	20%	40%
02.121.0657	80	x	100	x	13	B2		19.95	20%	40%
02.211.0430	80	x	100	x	13	BA		11.20	20%	40%
02.211.0431	80	x	105	x	10	BA		11.75	20%	40%
02.112.0018	80	x	105	x	13	B1SL		19.60	20%	40%
02.222.0224	80	x	110	x	10	BASL		13.20	20%	40%
02.121.0067	80	x	110	x	12	B2		20.90	20%	40%
02.211.0432	80	x	110	x	12	BA		12.00	20%	40%
02.211.0433	80	x	110	x	13	BA		12.00	20%	40%
02.211.0434	80	x	115	x	10	BA		12.55	20%	40%
02.211.0435	80	x	120	x	13	BA		12.55	20%	40%
02.121.0856	80	x	125	x	13	B2		27.10	20%	40%
02.222.0225	80	x	125	x	13	BASL		16.35	20%	40%
02.222.0226	82	x	105	x	10/12	BASL		13.00	20%	40%
02.211.0436	82	x	110	x	12	BA		12.00	20%	40%
02.121.0068	84	x	110	x	12	B2		20.90	20%	40%
02.111.0074	85	x	100	x	9	B1		17.35	20%	40%
02.112.0542	85	x	100	x	12	B1SL		19.60	20%	40%
02.121.0069	85	x	100	x	13/10	B2		19.95	20%	40%
02.222.0227	85	x	105	x	13	BASL		13.00	20%	40%
02.211.0437	85	x	110	x	12	BA		12.00	20%	40%
02.222.0228	85	x	110	x	12	BASL		13.20	20%	40%
02.412.0006	85	x	110	x	12	BASL FKM		47.85	20%	40%
02.121.0070	85	x	110	x	13	B2		20.90	20%	40%
02.211.0438	85	x	110	x	13	BA		12.00	20%	40%
02.121.0071	85	x	115	x	13/10	B2		26.20	20%	40%
02.211.0439	85	x	120	x	12	BA		12.55	20%	40%
02.222.0520	85	x	120	x	13	BASL		13.80	20%	40%
02.222.0229	85	x	130	x	12	BASL		16.35	20%	40%
02.222.0746	85	x	140	x	12	BASL		19.70	20%	40%
02.211.0441	88	x	110	x	12	BA		12.00	20%	40%
02.211.0442	88	x	120	x	12	BA		12.55	20%	40%
02.121.0514	88.9	x	120.7	x	10	B2	Zoll CR 35012	30.15	20%	40%
02.225.0034	90	x	110	x	7.5	BASL-P	bis 10 Bar	13.20	20%	40%
02.211.0443	90	x	110	x	12	BA		12.00	20%	40%
02.222.0230	90	x	110	x	12	BASL		13.20	20%	40%
02.225.1005	90	x	110	x	12	BASL-P	bis 10 Bar	13.20	20%	40%
02.112.0019	90	x	110	x	13	B1SL		19.75	20%	40%
02.222.0502	90	x	110	x	13	BASL		13.20	20%	40%
02.211.0841	90	x	115	x	9	BA		12.55	20%	40%
02.211.0444	90	x	120	x	12	BA		12.55	20%	40%
02.222.0231	90	x	120	x	12	BASL		13.80	20%	40%
02.222.0232	90	x	120	x	13	BASL		13.80	20%	40%
02.211.0445	90	x	125	x	13	BA		14.85	20%	40%
02.211.0446	90	x	130	x	12	BA		16.55	20%	40%

Art.-Nr.	Ø innen		Ø aussen	∧	Höhe	Bauform	Sonderausf. Eigensch.	< 5	≥ 5	≥ 10
02.211.0845	92	x	120	x	12	BA		12.55	20%	40%
02.211.0447	95	x	110	x	10	BA		12.00	20%	40%
02.111.0075	95	x	115	x	13	B1		20.70	20%	40%
02.121.0072	95	x	115	x	13	B2		26.20	20%	40%
02.111.0076	95	x	120	x	12	B1		21.05	20%	40%
02.211.0448	95	x	120	x	12	BA		12.55	20%	40%
02.222.0233	95	x	120	x	12	BASL		13.80	20%	40%
02.222.0234	95	x	125	x	10	BASL		16.35	20%	40%
02.211.0449	95	x	125	x	12	BA		14.85	20%	40%
02.222.0235	95	x	130	x	13	BASL		16.35	20%	40%
02.121.0602	98	x	120	x	13	B2		26.45	20%	40%
02.111.0644	100	x	115	x	9	B1		20.70	20%	40%
02.225.0656	100	x	120	x	7.5	BASL-P	bis 10 Bar	13.80	20%	40%
02.211.0450	100	x	120	x	10	BA		12.55	20%	40%
02.222.0236	100	x	120	x	12	BASL		13.80	20%	40%
02.121.0604	100	x	120	x	13	B2		26.45	20%	40%
02.211.0751	100	x	120	x	13	BA		12.55	20%	40%
02.211.0452	100	x	125	x	12	BA		14.85	20%	40%
02.222.0237	100	x	125	x	13	BASL		16.35	20%	40%
02.211.0538	100	x	130	x	10	BA		16.55	20%	40%
02.211.0453	100	x	130	x	12	BA		16.55	20%	40%
02.222.0238	100	x	130	x	12	BASL		16.35	20%	40%
02.121.0642	100	x	130	x	13	B2		28.80	20%	40%
02.222.0523	100	x	135	x	13	BASL		19.70	20%	40%
02.121.0524	100	x	140	x	13	B2		29.05	20%	40%
02.211.0525	100	x	150	x	13	BA		19.70	20%	40%
02.112.0020	105	x	120	x	8	B1SL		22.75	20%	40%
02.222.0239	105	x	125	x	13	BASL		16.35	20%	40%
02.222.0240	105	x	130	x	12	BASL		16.35	20%	40%
02.222.0241	105	x	135	x	15	BASL		19.70	20%	40%
02.211.0454	105	x	140	x	12	BA		17.90	20%	40%
02.222.0242	105	x	140	x	12	BASL		19.70	20%	40%
02.222.0831	105	x	160	x	12	BASL		26.95	20%	40%
02.222.0243	110	x	130	x	12	BASL		16.35	20%	40%
02.412.0533	110	x	130	x	12	BASL FKM		69.85	20%	40%
02.211.0455	110	x	130	x	13	BA		16.55	20%	40%
02.222.0244	110	x	130	x	13	BASL		16.35	20%	40%
02.211.0456	110	x	140	x	12	BA		17.90	20%	40%
02.222.0245	110	x	140	x	12	BASL		19.70	20%	40%
02.121.0073	110	x	140	x	13	B2		29.05	20%	40%
02.211.0457	110	x	140	x	13	BA		17.90	20%	40%
02.121.0074	110	x	150	x	13	B2		35.55	20%	40%
02.222.0877	112	x	140	x	13	BASL		19.70	20%	40%
02.111.0077	115	x	135	x	13	B1		23.80	20%	40%
02.211.0782	115	x	140	x	12	BA		17.90	20%	40%
02.222.0246	115	x	140	x	12	BASL		19.70	20%	40%
02.112.0679	115	x	140	x	15	B1SL		26.20	20%	40%

Art.-Nr.	Ø innen		Ø aussen	∧	Höhe	Bauform	Sonderausf. Eigensch.	< 5	≥ 5	≥ 10
02.225.0036	120	x	140	x	13	BASL-P	bis 10 Bar	19.70	20%	40%
02.222.0247	120	x	145	x	12	BASL		21.65	20%	40%
02.222.0815	120	x	150	x	12	BASL		21.65	20%	40%
02.121.0075	120	x	150	x	13	B2		35.55	20%	40%
02.211.0554	120	x	150	x	13	BA		19.70	20%	40%
02.211.0458	120	x	150	x	15	BA		19.70	20%	40%
02.222.0248	120	x	150	x	15	BASL		21.65	20%	40%
02.211.0459	120	x	160	x	12	BA		24.50	20%	40%
02.222.0698	120	x	160	x	12	BASL		26.95	20%	40%
02.222.0460	122	x	150	x	15	BASL		21.65	20%	40%
02.222.0793	125	x	143	x	13	BASL		21.65	20%	40%
02.222.0249	125	x	150	x	12	BASL		21.65	20%	40%
02.112.0803	125	x	150	x	13	B1SL		30.30	20%	40%
02.121.0076	125	x	150	x	13	B2		35.55	20%	40%
02.222.0774	125	x	155	x	12	BASL		26.95	20%	40%
02.211.0555	125	x	160	x	12	BA		24.50	20%	40%
02.211.0461	125	x	160	x	13	BA		24.50	20%	40%
02.121.0077	128	x	160	x	15	B2		40.70	20%	40%
02.211.0645	130	x	150	x	10	BA		19.70	20%	40%
02.222.0709	130	x	150	x	12	BASL		21.65	20%	40%
02.222.0250	130	x	160	x	12	BASL		26.95	20%	40%
02.222.0251	130	x	160	x	15	BASL		26.95	20%	40%
02.211.0462	130	x	170	x	12	BA		25.20	20%	40%
02.121.0078	130	x	170	x	15	B2		41.60	20%	40%
02.211.0779	135	x	160	x	12	BA		24.50	20%	40%
02.411.0837	135	x	160	x	12	BA FKM		56.60	20%	40%
02.222.0864	135	x	170	x	12	BASL		27.70	20%	40%
02.111.0079	135	x	170	x	15	B1		33.05	20%	40%
02.121.1000	140	x	160	x	13	B2		40.70	20%	40%
02.222.0759	140	x	160	x	13	BASL		26.95	20%	40%
02.211.0464	140	x	165	x	12	BA		25.20	20%	40%
02.222.0252	140	x	170	x	12	BASL		27.70	20%	40%
02.211.0465	140	x	170	x	15	BA		25.20	20%	40%
02.222.1000	140	x	170	x	15	BASL		27.70	20%	40%
02.122.0003	140	x	170	x	15.54	B2SL		45.75	20%	40%
02.121.0079	140	x	180	x	15	B2		44.70	20%	40%
02.211.0705	140	x	180	x	15	BA		28.20	20%	40%
02.222.0832	145	x	175	x	15	BASL		31.10	20%	40%
02.211.0466	148	x	170	x	15	BA		25.20	20%	40%
02.211.0556	150	x	170	x	12	BA		25.20	20%	40%
02.211.0467	150	x	170	x	13	BA		25.20	20%	40%
02.222.0253	150	x	180	x	12	BASL		31.10	20%	40%
02.211.0468	150	x	180	x	13	BA		28.20	20%	40%
02.222.0254	150	x	180	x	13	BASL		31.10	20%	40%
02.412.0790	150	x	180	x	13	BASL FKM		79.20	20%	40%
02.112.0021	150	x	180	x	15	B1SL		41.15	20%	40%
02.211.0469	150	x	180	x	15	BA		28.20	20%	40%

Art.-Nr.	Ø innen		Ø aussen	∧	Höhe	Bauform	Sonderausf. Eigensch.	< 5	≥ 5	≥ 10
02.222.0255	150	x	180	x	15	BASL		31.10	20%	40%
02.222.0609	160	x	180	x	10	BASL		31.10	20%	40%
02.211.0470	160	x	190	x	13	BA		29.30	20%	40%
02.211.0557	160	x	190	x	15	BA		29.30	20%	40%
02.222.0256	160	x	190	x	15	BASL		32.30	20%	40%
02.412.0007	160	x	190	x	15	BASL FKM		95.20	20%	40%
02.121.0875	165	x	190	x	13	B2		48.75	20%	40%
02.121.0080	170	x	190	x	15	B2		48.75	20%	40%
02.222.0257	170	x	200	x	15	BASL		34.95	20%	40%
02.121.0081	172	x	200	x	15	B2		52.75	20%	40%
02.111.0080	175	x	200	x	15	B1		42.00	20%	40%
02.211.0675	180	x	200	x	13	BA		31.75	20%	40%
02.211.0471	185	x	210	x	13	BA		29.30	20%	40%
02.222.0258	190	x	215	x	16	BASL		41.25	20%	40%
02.222.0259	190	x	220	x	12	BASL		41.25	20%	40%
02.211.0472	190	x	220	x	15	BA		38.95	20%	40%
02.211.0473	200	x	225	x	15	BA		41.25	20%	40%
02.222.0260	200	x	230	x	15	BASL		43.10	20%	40%
02.211.0474	210	x	240	x	15	BA		46.00	20%	40%
02.222.0261	220	x	250	x	15	BASL		46.50	20%	40%
02.211.0475	300	x	340	x	18	BA		52.50	20%	40%
02.222.0262	360	x	390	x	15	BASL		87.25	20%	40%

Art.-Nr.	Ø innen	Ø aussen	^	Höhe	Bauform	Sonderausf. Eigensch.	< 5	≥ 5	≥ 10
FEDERN FÜR WELLENDICHRINGE									

Federn aus rostfreiem Stahl AISI302 (1.4301)

Art.-Nr.	Für Dichtring Ø innen		AISI	< 5 Stk.	≥ 5 Stk.	≥ 20 Stk.
02.230.0010	10	mm	302	1.10	20%	40%
02.230.0012	12	mm	302	1.25	20%	40%
02.230.0015	15	mm	302	1.50	20%	40%
02.230.0016	16	mm	302	1.75	20%	40%
02.230.0017	17	mm	302	1.75	20%	40%
02.230.0020	20	mm	302	1.75	20%	40%
02.230.0025	25	mm	302	2.05	20%	40%
02.230.0028	28	mm	302	2.30	20%	40%
02.230.0030	30	mm	302	2.20	20%	40%
02.230.0035	35	mm	302	2.55	20%	40%
02.230.0040	40	mm	302	2.55	20%	40%
02.230.0045	45	mm	302	2.95	20%	40%
02.230.0050	50	mm	302	3.25	20%	40%
02.230.0055	55	mm	302	3.60	20%	40%
02.230.0060	60	mm	302	3.90	20%	40%
02.230.0065	65	mm	302	4.20	20%	40%
02.230.0070	70	mm	302	4.20	20%	40%
02.230.0075	75	mm	302	4.20	20%	40%
02.230.0080	80	mm	302	4.20	20%	40%
02.230.0085	85	mm	302	4.30	20%	40%
02.230.0090	90	mm	302	4.30	20%	40%
02.230.0095	95	mm	302	4.40	20%	40%